

# 6

## Orthogonality and Least Squares

### INTRODUCTORY EXAMPLE

### The North American Datum and GPS Navigation

Imagine starting a massive project that you estimate will take ten years and require the efforts of scores of people to construct and solve a 1,800,000 by 900,000 system of linear equations. That is exactly what the National Geodetic Survey did in 1974, when it set out to update the North American Datum (NAD)—a network of 268,000 precisely located reference points that span the entire North American continent, together with Greenland, Hawaii, the Virgin Islands, Puerto Rico, and other Caribbean islands.

The recorded latitudes and longitudes in the NAD must be determined to within a few centimeters because they form the basis for all surveys, maps, legal property boundaries, and layouts of civil engineering projects such as highways and public utility lines. However, more than 200,000 new points had been added to the datum since the last adjustment in 1927, and errors had gradually accumulated over the years, due to imprecise measurements and shifts in the earth's crust. Data gathering for the NAD readjustment was completed in 1983.

The system of equations for the NAD had no solution in the ordinary sense, but rather had a *least-squares solution*, which assigned latitudes and longitudes to the reference points in a way that corresponded best to the 1.8 million observations. The least-squares solution was found in 1986 by solving a related system of so-called



*normal equations*, which involved 928,735 equations in 928,735 variables.<sup>1</sup>

More recently, knowledge of reference points on the ground has become crucial for accurately determining the locations of satellites in the satellite-based *Global Positioning System (GPS)*. A GPS satellite calculates its position relative to the earth by measuring the time it takes for signals to arrive from three ground transmitters. To do this, the satellites use precise atomic clocks that have been synchronized with ground stations (whose locations are known accurately because of the NAD).

The *Global Positioning System* is used both for determining the locations of new reference points on the ground and for finding a user's position on the ground relative to established maps. When a car driver (or a mountain climber) turns on a GPS receiver, the receiver measures the relative arrival times of signals from at least three satellites. This information, together with the transmitted data about the satellites' locations and message times, is used to adjust the GPS receiver's time and to determine its approximate location on the earth. Given information from a fourth satellite, the GPS receiver can even establish its approximate altitude.

<sup>1</sup> A mathematical discussion of the solution strategy (along with details of the entire NAD project) appears in *North American Datum of 1983*, Charles R. Schwarz (ed.), National Geodetic Survey, National Oceanic and Atmospheric Administration (NOAA) Professional Paper NOS 2, 1989.

Both the NAD and GPS problems are solved by finding a vector that “approximately satisfies” an inconsistent

system of equations. A careful explanation of this apparent contradiction will require ideas developed in the first five sections of this chapter.

WEB

In order to find an approximate solution to an inconsistent system of equations that has no actual solution, a well-defined notion of nearness is needed. Section 6.1 introduces the concepts of distance and orthogonality in a vector space. Sections 6.2 and 6.3 show how orthogonality can be used to identify the point within a subspace  $W$  that is nearest to a point  $\mathbf{y}$  lying outside of  $W$ . By taking  $W$  to be the column space of a matrix, Section 6.5 develops a method for producing approximate (“least-squares”) solutions for inconsistent linear systems, such as the system solved for the NAD report.

Section 6.4 provides another opportunity to see orthogonal projections at work, creating a matrix factorization widely used in numerical linear algebra. The remaining sections examine some of the many least-squares problems that arise in applications, including those in vector spaces more general than  $\mathbb{R}^n$ .

## 6.1 INNER PRODUCT, LENGTH, AND ORTHOGONALITY

Geometric concepts of length, distance, and perpendicularity, which are well known for  $\mathbb{R}^2$  and  $\mathbb{R}^3$ , are defined here for  $\mathbb{R}^n$ . These concepts provide powerful geometric tools for solving many applied problems, including the least-squares problems mentioned above. All three notions are defined in terms of the inner product of two vectors.

### The Inner Product

If  $\mathbf{u}$  and  $\mathbf{v}$  are vectors in  $\mathbb{R}^n$ , then we regard  $\mathbf{u}$  and  $\mathbf{v}$  as  $n \times 1$  matrices. The transpose  $\mathbf{u}^T$  is a  $1 \times n$  matrix, and the matrix product  $\mathbf{u}^T \mathbf{v}$  is a  $1 \times 1$  matrix, which we write as a single real number (a scalar) without brackets. The number  $\mathbf{u}^T \mathbf{v}$  is called the **inner product** of  $\mathbf{u}$  and  $\mathbf{v}$ , and often it is written as  $\mathbf{u} \cdot \mathbf{v}$ . This inner product, mentioned in the exercises for Section 2.1, is also referred to as a **dot product**. If

$$\mathbf{u} = \begin{bmatrix} u_1 \\ u_2 \\ \vdots \\ u_n \end{bmatrix} \quad \text{and} \quad \mathbf{v} = \begin{bmatrix} v_1 \\ v_2 \\ \vdots \\ v_n \end{bmatrix}$$

then the inner product of  $\mathbf{u}$  and  $\mathbf{v}$  is

$$[u_1 \quad u_2 \quad \cdots \quad u_n] \begin{bmatrix} v_1 \\ v_2 \\ \vdots \\ v_n \end{bmatrix} = u_1 v_1 + u_2 v_2 + \cdots + u_n v_n$$

**EXAMPLE 1** Compute  $\mathbf{u} \cdot \mathbf{v}$  and  $\mathbf{v} \cdot \mathbf{u}$  for  $\mathbf{u} = \begin{bmatrix} 2 \\ -5 \\ -1 \end{bmatrix}$  and  $\mathbf{v} = \begin{bmatrix} 3 \\ 2 \\ -3 \end{bmatrix}$ .

**SOLUTION**

$$\mathbf{u} \cdot \mathbf{v} = \mathbf{u}^T \mathbf{v} = [2 \quad -5 \quad -1] \begin{bmatrix} 3 \\ 2 \\ -3 \end{bmatrix} = (2)(3) + (-5)(2) + (-1)(-3) = -1$$

$$\mathbf{v} \cdot \mathbf{u} = \mathbf{v}^T \mathbf{u} = [3 \quad 2 \quad -3] \begin{bmatrix} 2 \\ -5 \\ -1 \end{bmatrix} = (3)(2) + (2)(-5) + (-3)(-1) = -1 \quad \blacksquare$$

It is clear from the calculations in Example 1 why  $\mathbf{u} \cdot \mathbf{v} = \mathbf{v} \cdot \mathbf{u}$ . This commutativity of the inner product holds in general. The following properties of the inner product are easily deduced from properties of the transpose operation in Section 2.1. (See Exercises 21 and 22 at the end of this section.)

### THEOREM 1

Let  $\mathbf{u}$ ,  $\mathbf{v}$ , and  $\mathbf{w}$  be vectors in  $\mathbb{R}^n$ , and let  $c$  be a scalar. Then

- $\mathbf{u} \cdot \mathbf{v} = \mathbf{v} \cdot \mathbf{u}$
- $(\mathbf{u} + \mathbf{v}) \cdot \mathbf{w} = \mathbf{u} \cdot \mathbf{w} + \mathbf{v} \cdot \mathbf{w}$
- $(c\mathbf{u}) \cdot \mathbf{v} = c(\mathbf{u} \cdot \mathbf{v}) = \mathbf{u} \cdot (c\mathbf{v})$
- $\mathbf{u} \cdot \mathbf{u} \geq 0$ , and  $\mathbf{u} \cdot \mathbf{u} = 0$  if and only if  $\mathbf{u} = \mathbf{0}$

Properties (b) and (c) can be combined several times to produce the following useful rule:

$$(c_1\mathbf{u}_1 + \cdots + c_p\mathbf{u}_p) \cdot \mathbf{w} = c_1(\mathbf{u}_1 \cdot \mathbf{w}) + \cdots + c_p(\mathbf{u}_p \cdot \mathbf{w})$$

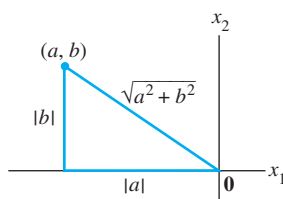
## The Length of a Vector

If  $\mathbf{v}$  is in  $\mathbb{R}^n$ , with entries  $v_1, \dots, v_n$ , then the square root of  $\mathbf{v} \cdot \mathbf{v}$  is defined because  $\mathbf{v} \cdot \mathbf{v}$  is nonnegative.

### DEFINITION

The **length** (or **norm**) of  $\mathbf{v}$  is the nonnegative scalar  $\|\mathbf{v}\|$  defined by

$$\|\mathbf{v}\| = \sqrt{\mathbf{v} \cdot \mathbf{v}} = \sqrt{v_1^2 + v_2^2 + \cdots + v_n^2}, \quad \text{and} \quad \|\mathbf{v}\|^2 = \mathbf{v} \cdot \mathbf{v}$$



**FIGURE 1**

Interpretation of  $\|\mathbf{v}\|$  as length.

Suppose  $\mathbf{v}$  is in  $\mathbb{R}^2$ , say,  $\mathbf{v} = \begin{bmatrix} a \\ b \end{bmatrix}$ . If we identify  $\mathbf{v}$  with a geometric point in the plane, as usual, then  $\|\mathbf{v}\|$  coincides with the standard notion of the length of the line segment from the origin to  $\mathbf{v}$ . This follows from the Pythagorean Theorem applied to a triangle such as the one in Fig. 1.

A similar calculation with the diagonal of a rectangular box shows that the definition of length of a vector  $\mathbf{v}$  in  $\mathbb{R}^3$  coincides with the usual notion of length.

For any scalar  $c$ , the length of  $c\mathbf{v}$  is  $|c|$  times the length of  $\mathbf{v}$ . That is,

$$\|c\mathbf{v}\| = |c|\|\mathbf{v}\|$$

(To see this, compute  $\|c\mathbf{v}\|^2 = (c\mathbf{v}) \cdot (c\mathbf{v}) = c^2\mathbf{v} \cdot \mathbf{v} = c^2\|\mathbf{v}\|^2$  and take square roots.)

A vector whose length is 1 is called a **unit vector**. If we *divide* a nonzero vector  $\mathbf{v}$  by its length—that is, multiply by  $1/\|\mathbf{v}\|$ —we obtain a unit vector  $\mathbf{u}$  because the length of  $\mathbf{u}$  is  $(1/\|\mathbf{v}\|)\|\mathbf{v}\|$ . The process of creating  $\mathbf{u}$  from  $\mathbf{v}$  is sometimes called **normalizing**  $\mathbf{v}$ , and we say that  $\mathbf{u}$  is *in the same direction* as  $\mathbf{v}$ .

Several examples that follow use the space-saving notation for (column) vectors.

**EXAMPLE 2** Let  $\mathbf{v} = (1, -2, 2, 0)$ . Find a unit vector  $\mathbf{u}$  in the same direction as  $\mathbf{v}$ .

**SOLUTION** First, compute the length of  $\mathbf{v}$ :

$$\begin{aligned}\|\mathbf{v}\|^2 &= \mathbf{v} \cdot \mathbf{v} = (1)^2 + (-2)^2 + (2)^2 + (0)^2 = 9 \\ \|\mathbf{v}\| &= \sqrt{9} = 3\end{aligned}$$

Then, multiply  $\mathbf{v}$  by  $1/\|\mathbf{v}\|$  to obtain

$$\mathbf{u} = \frac{1}{\|\mathbf{v}\|}\mathbf{v} = \frac{1}{3}\mathbf{v} = \frac{1}{3} \begin{bmatrix} 1 \\ -2 \\ 2 \\ 0 \end{bmatrix} = \begin{bmatrix} 1/3 \\ -2/3 \\ 2/3 \\ 0 \end{bmatrix}$$

To check that  $\|\mathbf{u}\| = 1$ , it suffices to show that  $\|\mathbf{u}\|^2 = 1$ .

$$\begin{aligned}\|\mathbf{u}\|^2 &= \mathbf{u} \cdot \mathbf{u} = \left(\frac{1}{3}\right)^2 + \left(-\frac{2}{3}\right)^2 + \left(\frac{2}{3}\right)^2 + (0)^2 \\ &= \frac{1}{9} + \frac{4}{9} + \frac{4}{9} + 0 = 1\end{aligned}$$

**EXAMPLE 3** Let  $W$  be the subspace of  $\mathbb{R}^2$  spanned by  $\mathbf{x} = (\frac{2}{3}, 1)$ . Find a unit vector  $\mathbf{z}$  that is a basis for  $W$ .

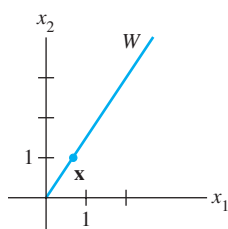
**SOLUTION**  $W$  consists of all multiples of  $\mathbf{x}$ , as in Fig. 2(a). Any nonzero vector in  $W$  is a basis for  $W$ . To simplify the calculation, “scale”  $\mathbf{x}$  to eliminate fractions. That is, multiply  $\mathbf{x}$  by 3 to get

$$\mathbf{y} = \begin{bmatrix} 2 \\ 3 \end{bmatrix}$$

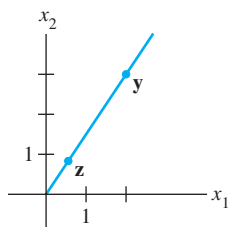
Now compute  $\|\mathbf{y}\|^2 = 2^2 + 3^2 = 13$ ,  $\|\mathbf{y}\| = \sqrt{13}$ , and normalize  $\mathbf{y}$  to get

$$\mathbf{z} = \frac{1}{\sqrt{13}} \begin{bmatrix} 2 \\ 3 \end{bmatrix} = \begin{bmatrix} 2/\sqrt{13} \\ 3/\sqrt{13} \end{bmatrix}$$

See Fig. 2(b). Another unit vector is  $(-2/\sqrt{13}, -3/\sqrt{13})$ .



(a)



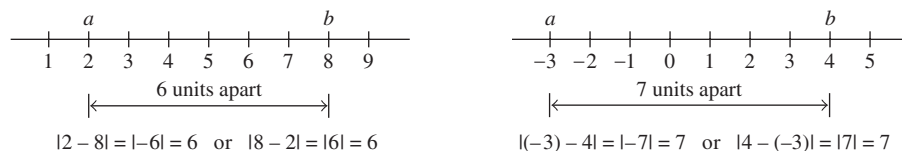
(b)

**FIGURE 2**

Normalizing a vector to produce a unit vector.

## Distance in $\mathbb{R}^n$

We are ready now to describe how close one vector is to another. Recall that if  $a$  and  $b$  are real numbers, the distance on the number line between  $a$  and  $b$  is the number  $|a - b|$ . Two examples are shown in Fig. 3. This definition of distance in  $\mathbb{R}$  has a direct analogue in  $\mathbb{R}^n$ .

**FIGURE 3** Distances in  $\mathbb{R}$ .

## DEFINITION

For  $\mathbf{u}$  and  $\mathbf{v}$  in  $\mathbb{R}^n$ , the **distance between  $\mathbf{u}$  and  $\mathbf{v}$** , written as  $\text{dist}(\mathbf{u}, \mathbf{v})$ , is the length of the vector  $\mathbf{u} - \mathbf{v}$ . That is,

$$\text{dist}(\mathbf{u}, \mathbf{v}) = \|\mathbf{u} - \mathbf{v}\|$$

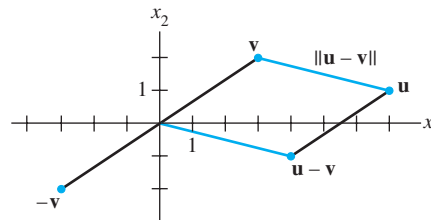
In  $\mathbb{R}^2$  and  $\mathbb{R}^3$ , this definition of distance coincides with the usual formulas for the Euclidean distance between two points, as the next two examples show.

**EXAMPLE 4** Compute the distance between the vectors  $\mathbf{u} = (7, 1)$  and  $\mathbf{v} = (3, 2)$ .

**SOLUTION** Calculate

$$\begin{aligned}\mathbf{u} - \mathbf{v} &= \begin{bmatrix} 7 \\ 1 \end{bmatrix} - \begin{bmatrix} 3 \\ 2 \end{bmatrix} = \begin{bmatrix} 4 \\ -1 \end{bmatrix} \\ \|\mathbf{u} - \mathbf{v}\| &= \sqrt{4^2 + (-1)^2} = \sqrt{17}\end{aligned}$$

The vectors  $\mathbf{u}$ ,  $\mathbf{v}$ , and  $\mathbf{u} - \mathbf{v}$  are shown in Fig. 4. When the vector  $\mathbf{u} - \mathbf{v}$  is added to  $\mathbf{v}$ , the result is  $\mathbf{u}$ . Notice that the parallelogram in Fig. 4 shows that the distance from  $\mathbf{u}$  to  $\mathbf{v}$  is the same as the distance from  $\mathbf{u} - \mathbf{v}$  to  $\mathbf{0}$ . ■



**FIGURE 4** The distance between  $\mathbf{u}$  and  $\mathbf{v}$  is the length of  $\mathbf{u} - \mathbf{v}$ .

**EXAMPLE 5** If  $\mathbf{u} = (u_1, u_2, u_3)$  and  $\mathbf{v} = (v_1, v_2, v_3)$ , then

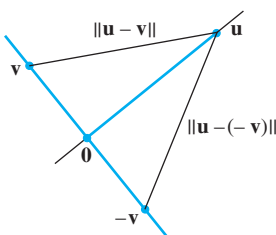
$$\begin{aligned}\text{dist}(\mathbf{u}, \mathbf{v}) &= \|\mathbf{u} - \mathbf{v}\| = \sqrt{(\mathbf{u} - \mathbf{v}) \cdot (\mathbf{u} - \mathbf{v})} \\ &= \sqrt{(u_1 - v_1)^2 + (u_2 - v_2)^2 + (u_3 - v_3)^2}\end{aligned}$$

## Orthogonal Vectors

The rest of this chapter depends on the fact that the concept of perpendicular lines in ordinary Euclidean geometry has an analogue in  $\mathbb{R}^n$ .

Consider  $\mathbb{R}^2$  or  $\mathbb{R}^3$  and two lines through the origin determined by vectors  $\mathbf{u}$  and  $\mathbf{v}$ . The two lines shown in Fig. 5 are geometrically perpendicular if and only if the distance from  $\mathbf{u}$  to  $\mathbf{v}$  is the same as the distance from  $\mathbf{u}$  to  $-\mathbf{v}$ . This is the same as requiring the squares of the distances to be the same. Now

$$\begin{aligned}[\text{dist}(\mathbf{u}, -\mathbf{v})]^2 &= \|\mathbf{u} - (-\mathbf{v})\|^2 = \|\mathbf{u} + \mathbf{v}\|^2 \\ &= (\mathbf{u} + \mathbf{v}) \cdot (\mathbf{u} + \mathbf{v}) \\ &= \mathbf{u} \cdot (\mathbf{u} + \mathbf{v}) + \mathbf{v} \cdot (\mathbf{u} + \mathbf{v}) && \text{Theorem 1(b)} \\ &= \mathbf{u} \cdot \mathbf{u} + \mathbf{u} \cdot \mathbf{v} + \mathbf{v} \cdot \mathbf{u} + \mathbf{v} \cdot \mathbf{v} && \text{Theorem 1(a), (b)} \\ &= \|\mathbf{u}\|^2 + \|\mathbf{v}\|^2 + 2\mathbf{u} \cdot \mathbf{v} && \text{Theorem 1(a)}\end{aligned}\tag{1}$$



**FIGURE 5**

The same calculations with  $\mathbf{v}$  and  $-\mathbf{v}$  interchanged show that

$$\begin{aligned} [\text{dist}(\mathbf{u}, \mathbf{v})]^2 &= \|\mathbf{u}\|^2 + \|\mathbf{v}\|^2 + 2\mathbf{u} \cdot \mathbf{v} \\ &= \|\mathbf{u}\|^2 + \|\mathbf{v}\|^2 - 2\mathbf{u} \cdot \mathbf{v} \end{aligned}$$

The two squared distances are equal if and only if  $2\mathbf{u} \cdot \mathbf{v} = -2\mathbf{u} \cdot \mathbf{v}$ , which happens if and only if  $\mathbf{u} \cdot \mathbf{v} = 0$ .

This calculation shows that when vectors  $\mathbf{u}$  and  $\mathbf{v}$  are identified with geometric points, the corresponding lines through the points and the origin are perpendicular if and only if  $\mathbf{u} \cdot \mathbf{v} = 0$ . The following definition generalizes to  $\mathbb{R}^n$  this notion of perpendicularity (or *orthogonality*, as it is commonly called in linear algebra).

### DEFINITION

Two vectors  $\mathbf{u}$  and  $\mathbf{v}$  in  $\mathbb{R}^n$  are **orthogonal** (to each other) if  $\mathbf{u} \cdot \mathbf{v} = 0$ .

Observe that the zero vector is orthogonal to every vector in  $\mathbb{R}^n$  because  $\mathbf{0}^T \mathbf{v} = 0$  for all  $\mathbf{v}$ .

The next theorem provides a useful fact about orthogonal vectors. The proof follows immediately from the calculation in (1) above and the definition of orthogonality. The right triangle shown in Fig. 6 provides a visualization of the lengths that appear in the theorem.

### THEOREM 2

#### The Pythagorean Theorem

Two vectors  $\mathbf{u}$  and  $\mathbf{v}$  are orthogonal if and only if  $\|\mathbf{u} + \mathbf{v}\|^2 = \|\mathbf{u}\|^2 + \|\mathbf{v}\|^2$ .

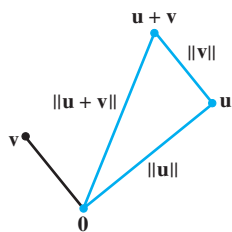


FIGURE 6

## Orthogonal Complements

To provide practice using inner products, we introduce a concept here that will be of use in Section 6.3 and elsewhere in the chapter. If a vector  $\mathbf{z}$  is orthogonal to every vector in a subspace  $W$  of  $\mathbb{R}^n$ , then  $\mathbf{z}$  is said to be **orthogonal to  $W$** . The set of all vectors  $\mathbf{z}$  that are orthogonal to  $W$  is called the **orthogonal complement** of  $W$  and is denoted by  $W^\perp$  (and read as “ $W$  perpendicular” or simply “ $W$  perp”).

**EXAMPLE 6** Let  $W$  be a plane through the origin in  $\mathbb{R}^3$ , and let  $L$  be the line through the origin and perpendicular to  $W$ . If  $\mathbf{z}$  and  $\mathbf{w}$  are nonzero,  $\mathbf{z}$  is on  $L$ , and  $\mathbf{w}$  is in  $W$ , then the line segment from  $\mathbf{0}$  to  $\mathbf{z}$  is perpendicular to the line segment from  $\mathbf{0}$  to  $\mathbf{w}$ ; that is,  $\mathbf{z} \cdot \mathbf{w} = 0$ . See Fig. 7. So each vector on  $L$  is orthogonal to every  $\mathbf{w}$  in  $W$ . In fact,  $L$  consists of *all* vectors that are orthogonal to the  $\mathbf{w}$ 's in  $W$ , and  $W$  consists of all vectors orthogonal to the  $\mathbf{z}$ 's in  $L$ . That is,

$$L = W^\perp \quad \text{and} \quad W = L^\perp$$

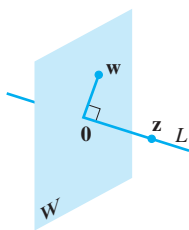


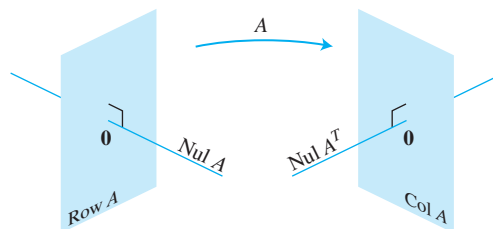
FIGURE 7

A plane and line through  $\mathbf{0}$  as orthogonal complements.

The following two facts about  $W^\perp$ , with  $W$  a subspace of  $\mathbb{R}^n$ , are needed later in the chapter. Proofs are suggested in Exercises 29 and 30. Exercises 27–31 provide excellent practice using properties of the inner product.

1. A vector  $\mathbf{x}$  is in  $W^\perp$  if and only if  $\mathbf{x}$  is orthogonal to every vector in a set that spans  $W$ .
2.  $W^\perp$  is a subspace of  $\mathbb{R}^n$ .

The next theorem and Exercise 31 verify the claims made in Section 4.6 concerning the subspaces shown in Fig. 8. (Also see Exercise 28 in Section 4.6.)



**FIGURE 8** The fundamental subspaces determined by an  $m \times n$  matrix  $A$ .

### THEOREM 3

Let  $A$  be an  $m \times n$  matrix. The orthogonal complement of the row space of  $A$  is the null space of  $A$ , and the orthogonal complement of the column space of  $A$  is the null space of  $A^T$ :

$$(\text{Row } A)^\perp = \text{Nul } A \quad \text{and} \quad (\text{Col } A)^\perp = \text{Nul } A^T$$

**PROOF** The row–column rule for computing  $A\mathbf{x}$  shows that if  $\mathbf{x}$  is in  $\text{Nul } A$ , then  $\mathbf{x}$  is orthogonal to each row of  $A$  (with the rows treated as vectors in  $\mathbb{R}^n$ ). Since the rows of  $A$  span the row space,  $\mathbf{x}$  is orthogonal to  $\text{Row } A$ . Conversely, if  $\mathbf{x}$  is orthogonal to  $\text{Row } A$ , then  $\mathbf{x}$  is certainly orthogonal to each row of  $A$ , and hence  $A\mathbf{x} = \mathbf{0}$ . This proves the first statement of the theorem. Since this statement is true for any matrix, it is true for  $A^T$ . That is, the orthogonal complement of the row space of  $A^T$  is the null space of  $A^T$ . This proves the second statement, because  $\text{Row } A^T = \text{Col } A$ . ■

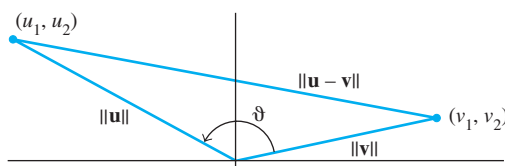
## Angles in $\mathbb{R}^2$ and $\mathbb{R}^3$ (Optional)

If  $\mathbf{u}$  and  $\mathbf{v}$  are nonzero vectors in either  $\mathbb{R}^2$  or  $\mathbb{R}^3$ , then there is a nice connection between their inner product and the angle  $\vartheta$  between the two line segments from the origin to the points identified with  $\mathbf{u}$  and  $\mathbf{v}$ . The formula is

$$\mathbf{u} \cdot \mathbf{v} = \|\mathbf{u}\| \|\mathbf{v}\| \cos \vartheta \quad (2)$$

To verify this formula for vectors in  $\mathbb{R}^2$ , consider the triangle shown in Fig. 9, with sides of lengths  $\|\mathbf{u}\|$ ,  $\|\mathbf{v}\|$ , and  $\|\mathbf{u} - \mathbf{v}\|$ . By the law of cosines,

$$\|\mathbf{u} - \mathbf{v}\|^2 = \|\mathbf{u}\|^2 + \|\mathbf{v}\|^2 - 2\|\mathbf{u}\| \|\mathbf{v}\| \cos \vartheta$$



**FIGURE 9** The angle between two vectors.

which can be rearranged to produce

$$\begin{aligned}\|\mathbf{u}\| \|\mathbf{v}\| \cos \vartheta &= \frac{1}{2} [\|\mathbf{u}\|^2 + \|\mathbf{v}\|^2 - \|\mathbf{u} - \mathbf{v}\|^2] \\ &= \frac{1}{2} [u_1^2 + u_2^2 + v_1^2 + v_2^2 - (u_1 - v_1)^2 - (u_2 - v_2)^2] \\ &= u_1 v_1 + u_2 v_2 \\ &= \mathbf{u} \cdot \mathbf{v}\end{aligned}$$

The verification for  $\mathbb{R}^3$  is similar. When  $n > 3$ , formula (2) may be used to *define* the angle between two vectors in  $\mathbb{R}^n$ . In statistics, for instance, the value of  $\cos \vartheta$  defined by (2) for suitable vectors  $\mathbf{u}$  and  $\mathbf{v}$  is what statisticians call a *correlation coefficient*.

### PRACTICE PROBLEMS

Let  $\mathbf{a} = \begin{bmatrix} -2 \\ 1 \end{bmatrix}$ ,  $\mathbf{b} = \begin{bmatrix} -3 \\ 1 \end{bmatrix}$ ,  $\mathbf{c} = \begin{bmatrix} 4/3 \\ -1 \\ 2/3 \end{bmatrix}$ , and  $\mathbf{d} = \begin{bmatrix} 5 \\ 6 \\ -1 \end{bmatrix}$ .

1. Compute  $\frac{\mathbf{a} \cdot \mathbf{b}}{\mathbf{a} \cdot \mathbf{a}}$  and  $\left(\frac{\mathbf{a} \cdot \mathbf{b}}{\mathbf{a} \cdot \mathbf{a}}\right) \mathbf{a}$ .
2. Find a unit vector  $\mathbf{u}$  in the direction of  $\mathbf{c}$ .
3. Show that  $\mathbf{d}$  is orthogonal to  $\mathbf{c}$ .
4. Use the results of Practice Problems 2 and 3 to explain why  $\mathbf{d}$  must be orthogonal to the unit vector  $\mathbf{u}$ .

## 6.1 EXERCISES

Compute the quantities in Exercises 1–8 using the vectors

$$\mathbf{u} = \begin{bmatrix} -1 \\ 2 \end{bmatrix}, \quad \mathbf{v} = \begin{bmatrix} 4 \\ 6 \end{bmatrix}, \quad \mathbf{w} = \begin{bmatrix} 3 \\ -1 \\ -5 \end{bmatrix}, \quad \mathbf{x} = \begin{bmatrix} 6 \\ -2 \\ 3 \end{bmatrix}$$

1.  $\mathbf{u} \cdot \mathbf{u}$ ,  $\mathbf{v} \cdot \mathbf{u}$ , and  $\frac{\mathbf{v} \cdot \mathbf{u}}{\mathbf{u} \cdot \mathbf{u}}$
2.  $\mathbf{w} \cdot \mathbf{w}$ ,  $\mathbf{x} \cdot \mathbf{w}$ , and  $\frac{\mathbf{x} \cdot \mathbf{w}}{\mathbf{w} \cdot \mathbf{w}}$
3.  $\frac{1}{\mathbf{w} \cdot \mathbf{w}} \mathbf{w}$
4.  $\frac{1}{\mathbf{u} \cdot \mathbf{u}} \mathbf{u}$
5.  $\left(\frac{\mathbf{u} \cdot \mathbf{v}}{\mathbf{v} \cdot \mathbf{v}}\right) \mathbf{v}$
6.  $\left(\frac{\mathbf{x} \cdot \mathbf{w}}{\mathbf{x} \cdot \mathbf{x}}\right) \mathbf{x}$
7.  $\|\mathbf{w}\|$
8.  $\|\mathbf{x}\|$

In Exercises 9–12, find a unit vector in the direction of the given vector.

9.  $\begin{bmatrix} -30 \\ 40 \end{bmatrix}$
10.  $\begin{bmatrix} -6 \\ 4 \\ -3 \end{bmatrix}$
11.  $\begin{bmatrix} 7/4 \\ 1/2 \\ 1 \end{bmatrix}$
12.  $\begin{bmatrix} 8/3 \\ 2 \end{bmatrix}$

13. Find the distance between  $\mathbf{x} = \begin{bmatrix} 10 \\ -3 \end{bmatrix}$  and  $\mathbf{y} = \begin{bmatrix} -1 \\ -5 \end{bmatrix}$ .

14. Find the distance between  $\mathbf{u} = \begin{bmatrix} 0 \\ -5 \\ 2 \end{bmatrix}$  and  $\mathbf{z} = \begin{bmatrix} -4 \\ -1 \\ 8 \end{bmatrix}$ .

Determine which pairs of vectors in Exercises 15–18 are orthogonal.

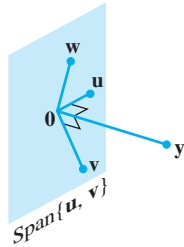
15.  $\mathbf{a} = \begin{bmatrix} 8 \\ -5 \end{bmatrix}$ ,  $\mathbf{b} = \begin{bmatrix} -2 \\ -3 \end{bmatrix}$
16.  $\mathbf{u} = \begin{bmatrix} 12 \\ 3 \\ -5 \end{bmatrix}$ ,  $\mathbf{v} = \begin{bmatrix} 2 \\ -3 \\ 3 \end{bmatrix}$
17.  $\mathbf{u} = \begin{bmatrix} 3 \\ 2 \\ -5 \\ 0 \end{bmatrix}$ ,  $\mathbf{v} = \begin{bmatrix} -4 \\ 1 \\ -2 \\ 6 \end{bmatrix}$
18.  $\mathbf{y} = \begin{bmatrix} -3 \\ 7 \\ 4 \\ 0 \end{bmatrix}$ ,  $\mathbf{z} = \begin{bmatrix} 1 \\ -8 \\ 15 \\ -7 \end{bmatrix}$

In Exercises 19 and 20, all vectors are in  $\mathbb{R}^n$ . Mark each statement True or False. Justify each answer.

19. a.  $\mathbf{v} \cdot \mathbf{v} = \|\mathbf{v}\|^2$ .  
b. For any scalar  $c$ ,  $\mathbf{u} \cdot (c\mathbf{v}) = c(\mathbf{u} \cdot \mathbf{v})$ .  
c. If the distance from  $\mathbf{u}$  to  $\mathbf{v}$  equals the distance from  $\mathbf{u}$  to  $-\mathbf{v}$ , then  $\mathbf{u}$  and  $\mathbf{v}$  are orthogonal.  
d. For a square matrix  $A$ , vectors in  $\text{Col } A$  are orthogonal to vectors in  $\text{Nul } A$ .  
e. If vectors  $\mathbf{v}_1, \dots, \mathbf{v}_p$  span a subspace  $W$  and if  $\mathbf{x}$  is orthogonal to each  $\mathbf{v}_j$  for  $j = 1, \dots, p$ , then  $\mathbf{x}$  is in  $W^\perp$ .



20. a.  $\mathbf{u} \cdot \mathbf{v} - \mathbf{v} \cdot \mathbf{u} = 0$ .  
 b. For any scalar  $c$ ,  $\|c\mathbf{v}\| = c\|\mathbf{v}\|$ .  
 c. If  $\mathbf{x}$  is orthogonal to every vector in a subspace  $W$ , then  $\mathbf{x}$  is in  $W^\perp$ .  
 d. If  $\|\mathbf{u}\|^2 + \|\mathbf{v}\|^2 = \|\mathbf{u} + \mathbf{v}\|^2$ , then  $\mathbf{u}$  and  $\mathbf{v}$  are orthogonal.  
 e. For an  $m \times n$  matrix  $A$ , vectors in the null space of  $A$  are orthogonal to vectors in the row space of  $A$ .
21. Use the transpose definition of the inner product to verify parts (b) and (c) of Theorem 1. Mention the appropriate facts from Chapter 2.
22. Let  $\mathbf{u} = (u_1, u_2, u_3)$ . Explain why  $\mathbf{u} \cdot \mathbf{u} \geq 0$ . When is  $\mathbf{u} \cdot \mathbf{u} = 0$ ?
23. Let  $\mathbf{u} = \begin{bmatrix} 2 \\ -5 \\ -1 \end{bmatrix}$  and  $\mathbf{v} = \begin{bmatrix} -7 \\ -4 \\ 6 \end{bmatrix}$ . Compute and compare  $\mathbf{u} \cdot \mathbf{v}$ ,  $\|\mathbf{u}\|^2$ ,  $\|\mathbf{v}\|^2$ , and  $\|\mathbf{u} + \mathbf{v}\|^2$ . Do not use the Pythagorean Theorem.
24. Verify the *parallelogram law* for vectors  $\mathbf{u}$  and  $\mathbf{v}$  in  $\mathbb{R}^n$ :  
 $\|\mathbf{u} + \mathbf{v}\|^2 + \|\mathbf{u} - \mathbf{v}\|^2 = 2\|\mathbf{u}\|^2 + 2\|\mathbf{v}\|^2$
25. Let  $\mathbf{v} = \begin{bmatrix} a \\ b \end{bmatrix}$ . Describe the set  $H$  of vectors  $\begin{bmatrix} x \\ y \end{bmatrix}$  that are orthogonal to  $\mathbf{v}$ . [Hint: Consider  $\mathbf{v} = \mathbf{0}$  and  $\mathbf{v} \neq \mathbf{0}$ .]
26. Let  $\mathbf{u} = \begin{bmatrix} 5 \\ -6 \\ 7 \end{bmatrix}$ , and let  $W$  be the set of all  $\mathbf{x}$  in  $\mathbb{R}^3$  such that  $\mathbf{u} \cdot \mathbf{x} = 0$ . What theorem in Chapter 4 can be used to show that  $W$  is a subspace of  $\mathbb{R}^3$ ? Describe  $W$  in geometric language.
27. Suppose a vector  $\mathbf{y}$  is orthogonal to vectors  $\mathbf{u}$  and  $\mathbf{v}$ . Show that  $\mathbf{y}$  is orthogonal to the vector  $\mathbf{u} + \mathbf{v}$ .
28. Suppose  $\mathbf{y}$  is orthogonal to  $\mathbf{u}$  and  $\mathbf{v}$ . Show that  $\mathbf{y}$  is orthogonal to every  $\mathbf{w}$  in  $\text{Span}\{\mathbf{u}, \mathbf{v}\}$ . [Hint: An arbitrary  $\mathbf{w}$  in  $\text{Span}\{\mathbf{u}, \mathbf{v}\}$  has the form  $\mathbf{w} = c_1\mathbf{u} + c_2\mathbf{v}$ . Show that  $\mathbf{y}$  is orthogonal to such a vector  $\mathbf{w}$ .]



29. Let  $W = \text{Span}\{\mathbf{v}_1, \dots, \mathbf{v}_p\}$ . Show that if  $\mathbf{x}$  is orthogonal to each  $\mathbf{v}_j$ , for  $1 \leq j \leq p$ , then  $\mathbf{x}$  is orthogonal to every vector in  $W$ .

30. Let  $W$  be a subspace of  $\mathbb{R}^n$ , and let  $W^\perp$  be the set of all vectors orthogonal to  $W$ . Show that  $W^\perp$  is a subspace of  $\mathbb{R}^n$  using the following steps.  
 a. Take  $\mathbf{z}$  in  $W^\perp$ , and let  $\mathbf{u}$  represent any element of  $W$ . Then  $\mathbf{z} \cdot \mathbf{u} = 0$ . Take any scalar  $c$  and show that  $c\mathbf{z}$  is orthogonal to  $\mathbf{u}$ . (Since  $\mathbf{u}$  was an arbitrary element of  $W$ , this will show that  $c\mathbf{z}$  is in  $W^\perp$ .)  
 b. Take  $\mathbf{z}_1$  and  $\mathbf{z}_2$  in  $W^\perp$ , and let  $\mathbf{u}$  be any element of  $W$ . Show that  $\mathbf{z}_1 + \mathbf{z}_2$  is orthogonal to  $\mathbf{u}$ . What can you conclude about  $\mathbf{z}_1 + \mathbf{z}_2$ ? Why?  
 c. Finish the proof that  $W^\perp$  is a subspace of  $\mathbb{R}^n$ .
31. Show that if  $\mathbf{x}$  is in both  $W$  and  $W^\perp$ , then  $\mathbf{x} = \mathbf{0}$ .
32. [M] Construct a pair  $\mathbf{u}, \mathbf{v}$  of random vectors in  $\mathbb{R}^4$ , and let

$$A = \begin{bmatrix} .5 & .5 & .5 & .5 \\ .5 & .5 & -.5 & -.5 \\ .5 & -.5 & .5 & -.5 \\ .5 & -.5 & -.5 & .5 \end{bmatrix}$$

- a. Denote the columns of  $A$  by  $\mathbf{a}_1, \dots, \mathbf{a}_4$ . Compute the length of each column, and compute  $\mathbf{a}_1 \cdot \mathbf{a}_2$ ,  $\mathbf{a}_1 \cdot \mathbf{a}_3$ ,  $\mathbf{a}_1 \cdot \mathbf{a}_4$ ,  $\mathbf{a}_2 \cdot \mathbf{a}_3$ ,  $\mathbf{a}_2 \cdot \mathbf{a}_4$ , and  $\mathbf{a}_3 \cdot \mathbf{a}_4$ .  
 b. Compute and compare the lengths of  $\mathbf{u}$ ,  $A\mathbf{u}$ ,  $\mathbf{v}$ , and  $A\mathbf{v}$ .  
 c. Use equation (2) in this section to compute the cosine of the angle between  $\mathbf{u}$  and  $\mathbf{v}$ . Compare this with the cosine of the angle between  $A\mathbf{u}$  and  $A\mathbf{v}$ .  
 d. Repeat parts (b) and (c) for two other pairs of random vectors. What do you conjecture about the effect of  $A$  on vectors?
33. [M] Generate random vectors  $\mathbf{x}, \mathbf{y}$ , and  $\mathbf{v}$  in  $\mathbb{R}^4$  with integer entries (and  $\mathbf{v} \neq \mathbf{0}$ ), and compute the quantities

$$\left(\frac{\mathbf{x} \cdot \mathbf{v}}{\mathbf{v} \cdot \mathbf{v}}\right) \mathbf{v}, \left(\frac{\mathbf{y} \cdot \mathbf{v}}{\mathbf{v} \cdot \mathbf{v}}\right) \mathbf{v}, \frac{(\mathbf{x} + \mathbf{y}) \cdot \mathbf{v}}{\mathbf{v} \cdot \mathbf{v}} \mathbf{v}, \frac{(10\mathbf{x}) \cdot \mathbf{v}}{\mathbf{v} \cdot \mathbf{v}} \mathbf{v}$$

Repeat the computations with new random vectors  $\mathbf{x}$  and  $\mathbf{y}$ . What do you conjecture about the mapping  $\mathbf{x} \mapsto T(\mathbf{x}) =$

$$\left(\frac{\mathbf{x} \cdot \mathbf{v}}{\mathbf{v} \cdot \mathbf{v}}\right) \mathbf{v} \text{ (for } \mathbf{v} \neq \mathbf{0}\text{)? Verify your conjecture algebraically.}$$

34. [M] Let  $A = \begin{bmatrix} -6 & 3 & -27 & -33 & -13 \\ 6 & -5 & 25 & 28 & 14 \\ 8 & -6 & 34 & 38 & 18 \\ 12 & -10 & 50 & 41 & 23 \\ 14 & -21 & 49 & 29 & 33 \end{bmatrix}$ . Construct

a matrix  $N$  whose columns form a basis for  $\text{Nul } A$ , and construct a matrix  $R$  whose rows form a basis for  $\text{Row } A$  (see Section 4.6 for details). Perform a matrix computation with  $N$  and  $R$  that illustrates a fact from Theorem 3.

## SOLUTIONS TO PRACTICE PROBLEMS

1.  $\mathbf{a} \cdot \mathbf{b} = 7$ ,  $\mathbf{a} \cdot \mathbf{a} = 5$ . Hence  $\frac{\mathbf{a} \cdot \mathbf{b}}{\mathbf{a} \cdot \mathbf{a}} = \frac{7}{5}$ , and  $\left(\frac{\mathbf{a} \cdot \mathbf{b}}{\mathbf{a} \cdot \mathbf{a}}\right) \mathbf{a} = \frac{7}{5} \mathbf{a} = \begin{bmatrix} -14/5 \\ 7/5 \end{bmatrix}$ .
2. Scale  $\mathbf{c}$ , multiplying by 3 to get  $\mathbf{y} = \begin{bmatrix} 4 \\ -3 \\ 2 \end{bmatrix}$ . Compute  $\|\mathbf{y}\|^2 = 29$  and  $\|\mathbf{y}\| = \sqrt{29}$ .

The unit vector in the direction of both  $\mathbf{c}$  and  $\mathbf{y}$  is  $\mathbf{u} = \frac{1}{\|\mathbf{y}\|} \mathbf{y} = \begin{bmatrix} 4/\sqrt{29} \\ -3/\sqrt{29} \\ 2/\sqrt{29} \end{bmatrix}$ .

3.  $\mathbf{d}$  is orthogonal to  $\mathbf{c}$ , because

$$\mathbf{d} \cdot \mathbf{c} = \begin{bmatrix} 5 \\ 6 \\ -1 \end{bmatrix} \cdot \begin{bmatrix} 4/3 \\ -1 \\ 2/3 \end{bmatrix} = \frac{20}{3} - 6 - \frac{2}{3} = 0$$

4.  $\mathbf{d}$  is orthogonal to  $\mathbf{u}$  because  $\mathbf{u}$  has the form  $k\mathbf{c}$  for some  $k$ , and

$$\mathbf{d} \cdot \mathbf{u} = \mathbf{d} \cdot (k\mathbf{c}) = k(\mathbf{d} \cdot \mathbf{c}) = k(0) = 0$$

## 6.2 ORTHOGONAL SETS

A set of vectors  $\{\mathbf{u}_1, \dots, \mathbf{u}_p\}$  in  $\mathbb{R}^n$  is said to be an **orthogonal set** if each pair of distinct vectors from the set is orthogonal, that is, if  $\mathbf{u}_i \cdot \mathbf{u}_j = 0$  whenever  $i \neq j$ .

**EXAMPLE 1** Show that  $\{\mathbf{u}_1, \mathbf{u}_2, \mathbf{u}_3\}$  is an orthogonal set, where

$$\mathbf{u}_1 = \begin{bmatrix} 3 \\ 1 \\ 1 \end{bmatrix}, \quad \mathbf{u}_2 = \begin{bmatrix} -1 \\ 2 \\ 1 \end{bmatrix}, \quad \mathbf{u}_3 = \begin{bmatrix} -1/2 \\ -2 \\ 7/2 \end{bmatrix}$$

**SOLUTION** Consider the three possible pairs of distinct vectors, namely,  $\{\mathbf{u}_1, \mathbf{u}_2\}$ ,  $\{\mathbf{u}_1, \mathbf{u}_3\}$ , and  $\{\mathbf{u}_2, \mathbf{u}_3\}$ .

$$\mathbf{u}_1 \cdot \mathbf{u}_2 = 3(-1) + 1(2) + 1(1) = 0$$

$$\mathbf{u}_1 \cdot \mathbf{u}_3 = 3\left(-\frac{1}{2}\right) + 1(-2) + 1\left(\frac{7}{2}\right) = 0$$

$$\mathbf{u}_2 \cdot \mathbf{u}_3 = -1\left(-\frac{1}{2}\right) + 2(-2) + 1\left(\frac{7}{2}\right) = 0$$

Each pair of distinct vectors is orthogonal, and so  $\{\mathbf{u}_1, \mathbf{u}_2, \mathbf{u}_3\}$  is an orthogonal set. See Fig. 1; the three line segments there are mutually perpendicular. ■

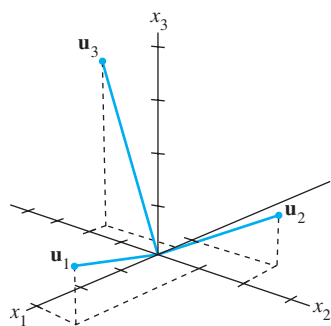


FIGURE 1

## THEOREM 4

If  $S = \{\mathbf{u}_1, \dots, \mathbf{u}_p\}$  is an orthogonal set of nonzero vectors in  $\mathbb{R}^n$ , then  $S$  is linearly independent and hence is a basis for the subspace spanned by  $S$ .

**PROOF** If  $\mathbf{0} = c_1\mathbf{u}_1 + \dots + c_p\mathbf{u}_p$  for some scalars  $c_1, \dots, c_p$ , then

$$\begin{aligned} 0 &= \mathbf{0} \cdot \mathbf{u}_1 = (c_1\mathbf{u}_1 + c_2\mathbf{u}_2 + \dots + c_p\mathbf{u}_p) \cdot \mathbf{u}_1 \\ &= (c_1\mathbf{u}_1) \cdot \mathbf{u}_1 + (c_2\mathbf{u}_2) \cdot \mathbf{u}_1 + \dots + (c_p\mathbf{u}_p) \cdot \mathbf{u}_1 \\ &= c_1(\mathbf{u}_1 \cdot \mathbf{u}_1) + c_2(\mathbf{u}_2 \cdot \mathbf{u}_1) + \dots + c_p(\mathbf{u}_p \cdot \mathbf{u}_1) \\ &= c_1(\mathbf{u}_1 \cdot \mathbf{u}_1) \end{aligned}$$

because  $\mathbf{u}_1$  is orthogonal to  $\mathbf{u}_2, \dots, \mathbf{u}_p$ . Since  $\mathbf{u}_1$  is nonzero,  $\mathbf{u}_1 \cdot \mathbf{u}_1$  is not zero and so  $c_1 = 0$ . Similarly,  $c_2, \dots, c_p$  must be zero. Thus  $S$  is linearly independent. ■

**DEFINITION**

An **orthogonal basis** for a subspace  $W$  of  $\mathbb{R}^n$  is a basis for  $W$  that is also an orthogonal set.

The next theorem suggests why an orthogonal basis is much nicer than other bases. The weights in a linear combination can be computed easily.

**THEOREM 5**

Let  $\{\mathbf{u}_1, \dots, \mathbf{u}_p\}$  be an orthogonal basis for a subspace  $W$  of  $\mathbb{R}^n$ . For each  $\mathbf{y}$  in  $W$ , the weights in the linear combination

$$\mathbf{y} = c_1\mathbf{u}_1 + \cdots + c_p\mathbf{u}_p$$

are given by

$$c_j = \frac{\mathbf{y} \cdot \mathbf{u}_j}{\mathbf{u}_j \cdot \mathbf{u}_j} \quad (j = 1, \dots, p)$$

**PROOF** As in the preceding proof, the orthogonality of  $\{\mathbf{u}_1, \dots, \mathbf{u}_p\}$  shows that

$$\mathbf{y} \cdot \mathbf{u}_1 = (c_1\mathbf{u}_1 + c_2\mathbf{u}_2 + \cdots + c_p\mathbf{u}_p) \cdot \mathbf{u}_1 = c_1(\mathbf{u}_1 \cdot \mathbf{u}_1)$$

Since  $\mathbf{u}_1 \cdot \mathbf{u}_1$  is not zero, the equation above can be solved for  $c_1$ . To find  $c_j$  for  $j = 2, \dots, p$ , compute  $\mathbf{y} \cdot \mathbf{u}_j$  and solve for  $c_j$ . ■

**EXAMPLE 2** The set  $S = \{\mathbf{u}_1, \mathbf{u}_2, \mathbf{u}_3\}$  in Example 1 is an orthogonal basis for  $\mathbb{R}^3$ .

Express the vector  $\mathbf{y} = \begin{bmatrix} 6 \\ 1 \\ -8 \end{bmatrix}$  as a linear combination of the vectors in  $S$ .

**SOLUTION** Compute

$$\begin{aligned} \mathbf{y} \cdot \mathbf{u}_1 &= 11, & \mathbf{y} \cdot \mathbf{u}_2 &= -12, & \mathbf{y} \cdot \mathbf{u}_3 &= -33 \\ \mathbf{u}_1 \cdot \mathbf{u}_1 &= 11, & \mathbf{u}_2 \cdot \mathbf{u}_2 &= 6, & \mathbf{u}_3 \cdot \mathbf{u}_3 &= 33/2 \end{aligned}$$

By Theorem 5,

$$\begin{aligned} \mathbf{y} &= \frac{\mathbf{y} \cdot \mathbf{u}_1}{\mathbf{u}_1 \cdot \mathbf{u}_1} \mathbf{u}_1 + \frac{\mathbf{y} \cdot \mathbf{u}_2}{\mathbf{u}_2 \cdot \mathbf{u}_2} \mathbf{u}_2 + \frac{\mathbf{y} \cdot \mathbf{u}_3}{\mathbf{u}_3 \cdot \mathbf{u}_3} \mathbf{u}_3 \\ &= \frac{11}{11} \mathbf{u}_1 + \frac{-12}{6} \mathbf{u}_2 + \frac{-33}{33/2} \mathbf{u}_3 \\ &= \mathbf{u}_1 - 2\mathbf{u}_2 - 2\mathbf{u}_3 \end{aligned} \quad \blacksquare$$

Notice how easy it is to compute the weights needed to build  $\mathbf{y}$  from an orthogonal basis. If the basis were not orthogonal, it would be necessary to solve a system of linear equations in order to find the weights, as in Chapter 1.

We turn next to a construction that will become a key step in many calculations involving orthogonality, and it will lead to a geometric interpretation of Theorem 5.

## An Orthogonal Projection

Given a nonzero vector  $\mathbf{u}$  in  $\mathbb{R}^n$ , consider the problem of decomposing a vector  $\mathbf{y}$  in  $\mathbb{R}^n$  into the sum of two vectors, one a multiple of  $\mathbf{u}$  and the other orthogonal to  $\mathbf{u}$ . We wish to write

$$\mathbf{y} = \hat{\mathbf{y}} + \mathbf{z} \quad (1)$$

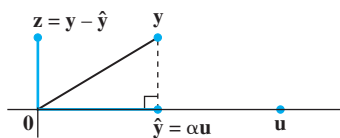


FIGURE 2

Finding  $\alpha$  to make  $\mathbf{y} - \hat{\mathbf{y}}$  orthogonal to  $\mathbf{u}$ .

where  $\hat{\mathbf{y}} = \alpha \mathbf{u}$  for some scalar  $\alpha$  and  $\mathbf{z}$  is some vector orthogonal to  $\mathbf{u}$ . See Fig. 2. Given any scalar  $\alpha$ , let  $\mathbf{z} = \mathbf{y} - \alpha \mathbf{u}$ , so that (1) is satisfied. Then  $\mathbf{y} - \hat{\mathbf{y}}$  is orthogonal to  $\mathbf{u}$  if and only if

$$0 = (\mathbf{y} - \alpha \mathbf{u}) \cdot \mathbf{u} = \mathbf{y} \cdot \mathbf{u} - (\alpha \mathbf{u}) \cdot \mathbf{u} = \mathbf{y} \cdot \mathbf{u} - \alpha(\mathbf{u} \cdot \mathbf{u})$$

That is, (1) is satisfied with  $\mathbf{z}$  orthogonal to  $\mathbf{u}$  if and only if  $\alpha = \frac{\mathbf{y} \cdot \mathbf{u}}{\mathbf{u} \cdot \mathbf{u}}$  and  $\hat{\mathbf{y}} = \frac{\mathbf{y} \cdot \mathbf{u}}{\mathbf{u} \cdot \mathbf{u}} \mathbf{u}$ . The vector  $\hat{\mathbf{y}}$  is called the **orthogonal projection of  $\mathbf{y}$  onto  $\mathbf{u}$** , and the vector  $\mathbf{z}$  is called the **component of  $\mathbf{y}$  orthogonal to  $\mathbf{u}$** .

If  $c$  is any nonzero scalar and if  $\mathbf{u}$  is replaced by  $c\mathbf{u}$  in the definition of  $\hat{\mathbf{y}}$ , then the orthogonal projection of  $\mathbf{y}$  onto  $c\mathbf{u}$  is exactly the same as the orthogonal projection of  $\mathbf{y}$  onto  $\mathbf{u}$  (Exercise 31). Hence this projection is determined by the *subspace*  $L$  spanned by  $\mathbf{u}$  (the line through  $\mathbf{u}$  and  $\mathbf{0}$ ). Sometimes  $\hat{\mathbf{y}}$  is denoted by  $\text{proj}_L \mathbf{y}$  and is called the **orthogonal projection of  $\mathbf{y}$  onto  $L$** . That is,

$$\hat{\mathbf{y}} = \text{proj}_L \mathbf{y} = \frac{\mathbf{y} \cdot \mathbf{u}}{\mathbf{u} \cdot \mathbf{u}} \mathbf{u} \quad (2)$$

**EXAMPLE 3** Let  $\mathbf{y} = \begin{bmatrix} 7 \\ 6 \end{bmatrix}$  and  $\mathbf{u} = \begin{bmatrix} 4 \\ 2 \end{bmatrix}$ . Find the orthogonal projection of  $\mathbf{y}$  onto  $\mathbf{u}$ . Then write  $\mathbf{y}$  as the sum of two orthogonal vectors, one in  $\text{Span}\{\mathbf{u}\}$  and one orthogonal to  $\mathbf{u}$ .

**SOLUTION** Compute

$$\mathbf{y} \cdot \mathbf{u} = \begin{bmatrix} 7 \\ 6 \end{bmatrix} \cdot \begin{bmatrix} 4 \\ 2 \end{bmatrix} = 40$$

$$\mathbf{u} \cdot \mathbf{u} = \begin{bmatrix} 4 \\ 2 \end{bmatrix} \cdot \begin{bmatrix} 4 \\ 2 \end{bmatrix} = 20$$

The orthogonal projection of  $\mathbf{y}$  onto  $\mathbf{u}$  is

$$\hat{\mathbf{y}} = \frac{\mathbf{y} \cdot \mathbf{u}}{\mathbf{u} \cdot \mathbf{u}} \mathbf{u} = \frac{40}{20} \mathbf{u} = 2 \begin{bmatrix} 4 \\ 2 \end{bmatrix} = \begin{bmatrix} 8 \\ 4 \end{bmatrix}$$

and the component of  $\mathbf{y}$  orthogonal to  $\mathbf{u}$  is

$$\mathbf{y} - \hat{\mathbf{y}} = \begin{bmatrix} 7 \\ 6 \end{bmatrix} - \begin{bmatrix} 8 \\ 4 \end{bmatrix} = \begin{bmatrix} -1 \\ 2 \end{bmatrix}$$

The sum of these two vectors is  $\mathbf{y}$ . That is,

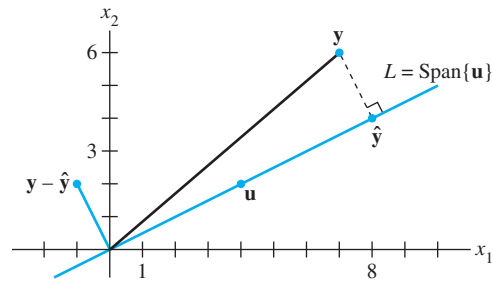
$$\begin{bmatrix} 7 \\ 6 \end{bmatrix} = \begin{bmatrix} 8 \\ 4 \end{bmatrix} + \begin{bmatrix} -1 \\ 2 \end{bmatrix}$$

$\uparrow$              $\uparrow$              $\uparrow$   
 $\mathbf{y}$              $\hat{\mathbf{y}}$              $(\mathbf{y} - \hat{\mathbf{y}})$

This decomposition of  $\mathbf{y}$  is illustrated in Fig. 3. *Note:* If the calculations above are correct, then  $\{\hat{\mathbf{y}}, \mathbf{y} - \hat{\mathbf{y}}\}$  will be an orthogonal set. As a check, compute

$$\hat{\mathbf{y}} \cdot (\mathbf{y} - \hat{\mathbf{y}}) = \begin{bmatrix} 8 \\ 4 \end{bmatrix} \cdot \begin{bmatrix} -1 \\ 2 \end{bmatrix} = -8 + 8 = 0 \quad \blacksquare$$

Since the line segment in Fig. 3 between  $\mathbf{y}$  and  $\hat{\mathbf{y}}$  is perpendicular to  $L$ , by construction of  $\hat{\mathbf{y}}$ , the point identified with  $\hat{\mathbf{y}}$  is the closest point of  $L$  to  $\mathbf{y}$ . (This can be proved from geometry. We will assume this for  $\mathbb{R}^2$  now and prove it for  $\mathbb{R}^n$  in Section 6.3.)



**FIGURE 3** The orthogonal projection of  $\mathbf{y}$  onto a line  $L$  through the origin.

**EXAMPLE 4** Find the distance in Fig. 3 from  $\mathbf{y}$  to  $L$ .

**SOLUTION** The distance from  $\mathbf{y}$  to  $L$  is the length of the perpendicular line segment from  $\mathbf{y}$  to the orthogonal projection  $\hat{\mathbf{y}}$ . This length equals the length of  $\mathbf{y} - \hat{\mathbf{y}}$ . Thus the distance is

$$\|\mathbf{y} - \hat{\mathbf{y}}\| = \sqrt{(-1)^2 + 2^2} = \sqrt{5}$$

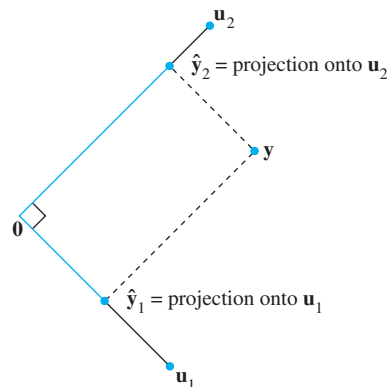
## A Geometric Interpretation of Theorem 5

The formula for the orthogonal projection  $\hat{\mathbf{y}}$  in (2) has the same appearance as each of the terms in Theorem 5. Thus Theorem 5 decomposes a vector  $\mathbf{y}$  into a sum of orthogonal projections onto one-dimensional subspaces.

It is easy to visualize the case in which  $W = \mathbb{R}^2 = \text{Span}\{\mathbf{u}_1, \mathbf{u}_2\}$ , with  $\mathbf{u}_1$  and  $\mathbf{u}_2$  orthogonal. Any  $\mathbf{y}$  in  $\mathbb{R}^2$  can be written in the form

$$\mathbf{y} = \frac{\mathbf{y} \cdot \mathbf{u}_1}{\mathbf{u}_1 \cdot \mathbf{u}_1} \mathbf{u}_1 + \frac{\mathbf{y} \cdot \mathbf{u}_2}{\mathbf{u}_2 \cdot \mathbf{u}_2} \mathbf{u}_2 \quad (3)$$

The first term in (3) is the projection of  $\mathbf{y}$  onto the subspace spanned by  $\mathbf{u}_1$  (the line through  $\mathbf{u}_1$  and the origin), and the second term is the projection of  $\mathbf{y}$  onto the subspace spanned by  $\mathbf{u}_2$ . Thus (3) expresses  $\mathbf{y}$  as the sum of its projections onto the (orthogonal) axes determined by  $\mathbf{u}_1$  and  $\mathbf{u}_2$ . See Fig. 4.



**FIGURE 4** A vector decomposed into the sum of two projections.

Theorem 5 decomposes each  $\mathbf{y}$  in  $\text{Span}\{\mathbf{u}_1, \dots, \mathbf{u}_p\}$  into the sum of  $p$  projections onto one-dimensional subspaces that are mutually orthogonal.

## Decomposing a Force into Component Forces

The decomposition in Fig. 4 can occur in physics when some sort of force is applied to an object. Choosing an appropriate coordinate system allows the force to be represented by a vector  $\mathbf{y}$  in  $\mathbb{R}^2$  or  $\mathbb{R}^3$ . Often the problem involves some particular direction of interest, which is represented by another vector  $\mathbf{u}$ . For instance, if the object is moving in a straight line when the force is applied, the vector  $\mathbf{u}$  might point in the direction of movement, as in Fig. 5. A key step in the problem is to decompose the force into a component in the direction of  $\mathbf{u}$  and a component orthogonal to  $\mathbf{u}$ . The calculations would be analogous to those made in Example 3 above.

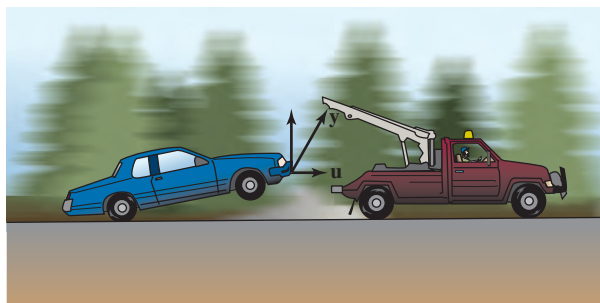


FIGURE 5

## Orthonormal Sets

A set  $\{\mathbf{u}_1, \dots, \mathbf{u}_p\}$  is an **orthonormal set** if it is an orthogonal set of unit vectors. If  $W$  is the subspace spanned by such a set, then  $\{\mathbf{u}_1, \dots, \mathbf{u}_p\}$  is an **orthonormal basis** for  $W$ , since the set is automatically linearly independent, by Theorem 4.

The simplest example of an orthonormal set is the standard basis  $\{\mathbf{e}_1, \dots, \mathbf{e}_n\}$  for  $\mathbb{R}^n$ . Any nonempty subset of  $\{\mathbf{e}_1, \dots, \mathbf{e}_n\}$  is orthonormal, too. Here is a more complicated example.

**EXAMPLE 5** Show that  $\{\mathbf{v}_1, \mathbf{v}_2, \mathbf{v}_3\}$  is an orthonormal basis of  $\mathbb{R}^3$ , where

$$\mathbf{v}_1 = \begin{bmatrix} 3/\sqrt{11} \\ 1/\sqrt{11} \\ 1/\sqrt{11} \end{bmatrix}, \quad \mathbf{v}_2 = \begin{bmatrix} -1/\sqrt{6} \\ 2/\sqrt{6} \\ 1/\sqrt{6} \end{bmatrix}, \quad \mathbf{v}_3 = \begin{bmatrix} -1/\sqrt{66} \\ -4/\sqrt{66} \\ 7/\sqrt{66} \end{bmatrix}$$

**SOLUTION** Compute

$$\begin{aligned} \mathbf{v}_1 \cdot \mathbf{v}_2 &= -3/\sqrt{66} + 2/\sqrt{66} + 1/\sqrt{66} = 0 \\ \mathbf{v}_1 \cdot \mathbf{v}_3 &= -3/\sqrt{726} - 4/\sqrt{726} + 7/\sqrt{726} = 0 \\ \mathbf{v}_2 \cdot \mathbf{v}_3 &= 1/\sqrt{396} - 8/\sqrt{396} + 7/\sqrt{396} = 0 \end{aligned}$$

Thus  $\{\mathbf{v}_1, \mathbf{v}_2, \mathbf{v}_3\}$  is an orthogonal set. Also,

$$\begin{aligned} \mathbf{v}_1 \cdot \mathbf{v}_1 &= 9/11 + 1/11 + 1/11 = 1 \\ \mathbf{v}_2 \cdot \mathbf{v}_2 &= 1/6 + 4/6 + 1/6 = 1 \\ \mathbf{v}_3 \cdot \mathbf{v}_3 &= 1/66 + 16/66 + 49/66 = 1 \end{aligned}$$

which shows that  $\mathbf{v}_1, \mathbf{v}_2,$  and  $\mathbf{v}_3$  are unit vectors. Thus  $\{\mathbf{v}_1, \mathbf{v}_2, \mathbf{v}_3\}$  is an orthonormal set. Since the set is linearly independent, its three vectors form a basis for  $\mathbb{R}^3$ . See Fig. 6. ■

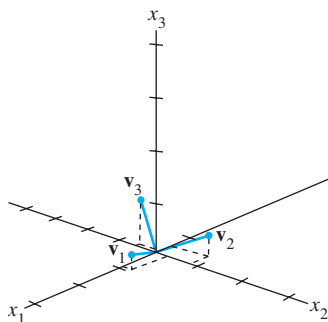


FIGURE 6

When the vectors in an orthogonal set of nonzero vectors are *normalized* to have unit length, the new vectors will still be orthogonal, and hence the new set will be an orthonormal set. See Exercise 32. It is easy to check that the vectors in Fig. 6 (Example 5) are simply the unit vectors in the directions of the vectors in Fig. 1 (Example 1).

Matrices whose columns form an orthonormal set are important in applications and in computer algorithms for matrix computations. Their main properties are given in Theorems 6 and 7.

**THEOREM 6**

An  $m \times n$  matrix  $U$  has orthonormal columns if and only if  $U^T U = I$ .

**PROOF** To simplify notation, we suppose that  $U$  has only three columns, each a vector in  $\mathbb{R}^m$ . The proof of the general case is essentially the same. Let  $U = [\mathbf{u}_1 \ \mathbf{u}_2 \ \mathbf{u}_3]$  and compute

$$U^T U = \begin{bmatrix} \mathbf{u}_1^T \\ \mathbf{u}_2^T \\ \mathbf{u}_3^T \end{bmatrix} [\mathbf{u}_1 \ \mathbf{u}_2 \ \mathbf{u}_3] = \begin{bmatrix} \mathbf{u}_1^T \mathbf{u}_1 & \mathbf{u}_1^T \mathbf{u}_2 & \mathbf{u}_1^T \mathbf{u}_3 \\ \mathbf{u}_2^T \mathbf{u}_1 & \mathbf{u}_2^T \mathbf{u}_2 & \mathbf{u}_2^T \mathbf{u}_3 \\ \mathbf{u}_3^T \mathbf{u}_1 & \mathbf{u}_3^T \mathbf{u}_2 & \mathbf{u}_3^T \mathbf{u}_3 \end{bmatrix} \quad (4)$$

The entries in the matrix at the right are inner products, using transpose notation. The columns of  $U$  are orthogonal if and only if

$$\mathbf{u}_1^T \mathbf{u}_2 = \mathbf{u}_2^T \mathbf{u}_1 = 0, \quad \mathbf{u}_1^T \mathbf{u}_3 = \mathbf{u}_3^T \mathbf{u}_1 = 0, \quad \mathbf{u}_2^T \mathbf{u}_3 = \mathbf{u}_3^T \mathbf{u}_2 = 0 \quad (5)$$

The columns of  $U$  all have unit length if and only if

$$\mathbf{u}_1^T \mathbf{u}_1 = 1, \quad \mathbf{u}_2^T \mathbf{u}_2 = 1, \quad \mathbf{u}_3^T \mathbf{u}_3 = 1 \quad (6)$$

The theorem follows immediately from (4)–(6). ■

**THEOREM 7**

Let  $U$  be an  $m \times n$  matrix with orthonormal columns, and let  $\mathbf{x}$  and  $\mathbf{y}$  be in  $\mathbb{R}^n$ . Then

- $\|U\mathbf{x}\| = \|\mathbf{x}\|$
- $(U\mathbf{x}) \cdot (U\mathbf{y}) = \mathbf{x} \cdot \mathbf{y}$
- $(U\mathbf{x}) \cdot (U\mathbf{y}) = 0$  if and only if  $\mathbf{x} \cdot \mathbf{y} = 0$

Properties (a) and (c) say that the linear mapping  $\mathbf{x} \mapsto U\mathbf{x}$  preserves lengths and orthogonality. These properties are crucial for many computer algorithms. See Exercise 25 for the proof of Theorem 7.

**EXAMPLE 6** Let  $U = \begin{bmatrix} 1/\sqrt{2} & 2/3 \\ 1/\sqrt{2} & -2/3 \\ 0 & 1/3 \end{bmatrix}$  and  $\mathbf{x} = \begin{bmatrix} \sqrt{2} \\ 3 \end{bmatrix}$ . Notice that  $U$  has orthonormal columns and

$$U^T U = \begin{bmatrix} 1/\sqrt{2} & 1/\sqrt{2} & 0 \\ 2/3 & -2/3 & 1/3 \end{bmatrix} \begin{bmatrix} 1/\sqrt{2} & 2/3 \\ 1/\sqrt{2} & -2/3 \\ 0 & 1/3 \end{bmatrix} = \begin{bmatrix} 1 & 0 \\ 0 & 1 \end{bmatrix}$$

Verify that  $\|U\mathbf{x}\| = \|\mathbf{x}\|$ .

## SOLUTION

$$U\mathbf{x} = \begin{bmatrix} 1/\sqrt{2} & 2/3 \\ 1/\sqrt{2} & -2/3 \\ 0 & 1/3 \end{bmatrix} \begin{bmatrix} \sqrt{2} \\ 3 \end{bmatrix} = \begin{bmatrix} 3 \\ -1 \\ 1 \end{bmatrix}$$

$$\|U\mathbf{x}\| = \sqrt{9 + 1 + 1} = \sqrt{11}$$

$$\|\mathbf{x}\| = \sqrt{2 + 9} = \sqrt{11} \quad \blacksquare$$

Theorems 6 and 7 are particularly useful when applied to *square* matrices. An **orthogonal matrix** is a square invertible matrix  $U$  such that  $U^{-1} = U^T$ . By Theorem 6, such a matrix has orthonormal columns.<sup>1</sup> It is easy to see that any *square* matrix with orthonormal columns is an orthogonal matrix. Surprisingly, such a matrix must have orthonormal *rows*, too. See Exercises 27 and 28. Orthogonal matrices will appear frequently in Chapter 7.

**EXAMPLE 7** The matrix

$$U = \begin{bmatrix} 3/\sqrt{11} & -1/\sqrt{6} & -1/\sqrt{66} \\ 1/\sqrt{11} & 2/\sqrt{6} & -4/\sqrt{66} \\ 1/\sqrt{11} & 1/\sqrt{6} & 7/\sqrt{66} \end{bmatrix}$$

is an orthogonal matrix because it is square and because its columns are orthonormal, by Example 5. Verify that the rows are orthonormal, too!  $\blacksquare$

## PRACTICE PROBLEMS

- Let  $\mathbf{u}_1 = \begin{bmatrix} -1/\sqrt{5} \\ 2/\sqrt{5} \end{bmatrix}$  and  $\mathbf{u}_2 = \begin{bmatrix} 2/\sqrt{5} \\ 1/\sqrt{5} \end{bmatrix}$ . Show that  $\{\mathbf{u}_1, \mathbf{u}_2\}$  is an orthonormal basis for  $\mathbb{R}^2$ .
- Let  $\mathbf{y}$  and  $L$  be as in Example 3 and Fig. 3. Compute the orthogonal projection  $\hat{\mathbf{y}}$  of  $\mathbf{y}$  onto  $L$  using  $\mathbf{u} = \begin{bmatrix} 2 \\ 1 \end{bmatrix}$  instead of the  $\mathbf{u}$  in Example 3.
- Let  $U$  and  $\mathbf{x}$  be as in Example 6, and let  $\mathbf{y} = \begin{bmatrix} -3\sqrt{2} \\ 6 \end{bmatrix}$ . Verify that  $U\mathbf{x} \cdot U\mathbf{y} = \mathbf{x} \cdot \mathbf{y}$ .

## 6.2 EXERCISES

In Exercises 1–6, determine which sets of vectors are orthogonal.

1.  $\begin{bmatrix} -1 \\ 4 \\ -3 \end{bmatrix}, \begin{bmatrix} 5 \\ 2 \\ 1 \end{bmatrix}, \begin{bmatrix} 3 \\ -4 \\ -7 \end{bmatrix}$

2.  $\begin{bmatrix} 1 \\ -2 \\ 1 \end{bmatrix}, \begin{bmatrix} 0 \\ 1 \\ 2 \end{bmatrix}, \begin{bmatrix} -5 \\ -2 \\ 1 \end{bmatrix}$

5.  $\begin{bmatrix} 3 \\ -2 \\ 1 \\ 3 \end{bmatrix}, \begin{bmatrix} -1 \\ 3 \\ -3 \\ 4 \end{bmatrix}, \begin{bmatrix} 3 \\ 8 \\ 7 \\ 0 \end{bmatrix}$

6.  $\begin{bmatrix} 5 \\ -4 \\ 0 \\ 3 \end{bmatrix}, \begin{bmatrix} -4 \\ 1 \\ -3 \\ 8 \end{bmatrix}, \begin{bmatrix} 3 \\ 3 \\ 5 \\ -1 \end{bmatrix}$

3.  $\begin{bmatrix} 2 \\ -7 \\ -1 \end{bmatrix}, \begin{bmatrix} -6 \\ -3 \\ 9 \end{bmatrix}, \begin{bmatrix} 3 \\ 1 \\ -1 \end{bmatrix}$

4.  $\begin{bmatrix} 2 \\ -5 \\ -3 \end{bmatrix}, \begin{bmatrix} 0 \\ 0 \\ 0 \end{bmatrix}, \begin{bmatrix} 4 \\ -2 \\ 6 \end{bmatrix}$

In Exercises 7–10, show that  $\{\mathbf{u}_1, \mathbf{u}_2\}$  or  $\{\mathbf{u}_1, \mathbf{u}_2, \mathbf{u}_3\}$  is an orthogonal basis for  $\mathbb{R}^2$  or  $\mathbb{R}^3$ , respectively. Then express  $\mathbf{x}$  as a linear combination of the  $\mathbf{u}$ 's.

7.  $\mathbf{u}_1 = \begin{bmatrix} 2 \\ -3 \end{bmatrix}, \mathbf{u}_2 = \begin{bmatrix} 6 \\ 4 \end{bmatrix}$ , and  $\mathbf{x} = \begin{bmatrix} 9 \\ -7 \end{bmatrix}$

<sup>1</sup>A better name might be *orthonormal matrix*, and this term is found in some statistics texts. However, *orthogonal matrix* is the standard term in linear algebra.



8.  $\mathbf{u}_1 = \begin{bmatrix} 3 \\ 1 \end{bmatrix}$ ,  $\mathbf{u}_2 = \begin{bmatrix} -2 \\ 6 \end{bmatrix}$ , and  $\mathbf{x} = \begin{bmatrix} -6 \\ 3 \end{bmatrix}$
9.  $\mathbf{u}_1 = \begin{bmatrix} 1 \\ 0 \\ 1 \end{bmatrix}$ ,  $\mathbf{u}_2 = \begin{bmatrix} -1 \\ 4 \\ 1 \end{bmatrix}$ ,  $\mathbf{u}_3 = \begin{bmatrix} 2 \\ 1 \\ -2 \end{bmatrix}$ , and  $\mathbf{x} = \begin{bmatrix} 8 \\ -4 \\ -3 \end{bmatrix}$
10.  $\mathbf{u}_1 = \begin{bmatrix} 3 \\ -3 \\ 0 \end{bmatrix}$ ,  $\mathbf{u}_2 = \begin{bmatrix} 2 \\ 2 \\ -1 \end{bmatrix}$ ,  $\mathbf{u}_3 = \begin{bmatrix} 1 \\ 1 \\ 4 \end{bmatrix}$ , and  $\mathbf{x} = \begin{bmatrix} 5 \\ -3 \\ 1 \end{bmatrix}$
11. Compute the orthogonal projection of  $\begin{bmatrix} 1 \\ 7 \end{bmatrix}$  onto the line through  $\begin{bmatrix} -4 \\ 2 \end{bmatrix}$  and the origin.
12. Compute the orthogonal projection of  $\begin{bmatrix} 1 \\ -1 \end{bmatrix}$  onto the line through  $\begin{bmatrix} -1 \\ 3 \end{bmatrix}$  and the origin.
13. Let  $\mathbf{y} = \begin{bmatrix} 2 \\ 3 \end{bmatrix}$  and  $\mathbf{u} = \begin{bmatrix} 4 \\ -7 \end{bmatrix}$ . Write  $\mathbf{y}$  as the sum of two orthogonal vectors, one in  $\text{Span}\{\mathbf{u}\}$  and one orthogonal to  $\mathbf{u}$ .
14. Let  $\mathbf{y} = \begin{bmatrix} 2 \\ 6 \end{bmatrix}$  and  $\mathbf{u} = \begin{bmatrix} 7 \\ 1 \end{bmatrix}$ . Write  $\mathbf{y}$  as the sum of a vector in  $\text{Span}\{\mathbf{u}\}$  and a vector orthogonal to  $\mathbf{u}$ .
15. Let  $\mathbf{y} = \begin{bmatrix} 3 \\ 1 \end{bmatrix}$  and  $\mathbf{u} = \begin{bmatrix} 8 \\ 6 \end{bmatrix}$ . Compute the distance from  $\mathbf{y}$  to the line through  $\mathbf{u}$  and the origin.
16. Let  $\mathbf{y} = \begin{bmatrix} -3 \\ 9 \end{bmatrix}$  and  $\mathbf{u} = \begin{bmatrix} 1 \\ 2 \end{bmatrix}$ . Compute the distance from  $\mathbf{y}$  to the line through  $\mathbf{u}$  and the origin.
- b. If  $\mathbf{y}$  is a linear combination of nonzero vectors from an orthogonal set, then the weights in the linear combination can be computed without row operations on a matrix.
- c. If the vectors in an orthogonal set of nonzero vectors are normalized, then some of the new vectors may not be orthogonal.
- d. A matrix with orthonormal columns is an orthogonal matrix.
- e. If  $L$  is a line through  $\mathbf{0}$  and if  $\hat{\mathbf{y}}$  is the orthogonal projection of  $\mathbf{y}$  onto  $L$ , then  $\|\hat{\mathbf{y}}\|$  gives the distance from  $\mathbf{y}$  to  $L$ .
24. a. Not every orthogonal set in  $\mathbb{R}^n$  is linearly independent.  
 b. If a set  $S = \{\mathbf{u}_1, \dots, \mathbf{u}_p\}$  has the property that  $\mathbf{u}_i \cdot \mathbf{u}_j = 0$  whenever  $i \neq j$ , then  $S$  is an orthonormal set.  
 c. If the columns of an  $m \times n$  matrix  $A$  are orthonormal, then the linear mapping  $\mathbf{x} \mapsto A\mathbf{x}$  preserves lengths.  
 d. The orthogonal projection of  $\mathbf{y}$  onto  $\mathbf{v}$  is the same as the orthogonal projection of  $\mathbf{y}$  onto  $c\mathbf{v}$  whenever  $c \neq 0$ .  
 e. An orthogonal matrix is invertible.
25. Prove Theorem 7. [Hint: For (a), compute  $\|U\mathbf{x}\|^2$ , or prove (b) first.]
26. Suppose  $W$  is a subspace of  $\mathbb{R}^n$  spanned by  $n$  nonzero orthogonal vectors. Explain why  $W = \mathbb{R}^n$ .
27. Let  $U$  be a square matrix with orthonormal columns. Explain why  $U$  is invertible. (Mention the theorems you use.)
28. Let  $U$  be an  $n \times n$  orthogonal matrix. Show that the rows of  $U$  form an orthonormal basis of  $\mathbb{R}^n$ .
29. Let  $U$  and  $V$  be  $n \times n$  orthogonal matrices. Explain why  $UV$  is an orthogonal matrix. [That is, explain why  $UV$  is invertible and its inverse is  $(UV)^T$ .]
30. Let  $U$  be an orthogonal matrix, and construct  $V$  by interchanging some of the columns of  $U$ . Explain why  $V$  is an orthogonal matrix.
31. Show that the orthogonal projection of a vector  $\mathbf{y}$  onto a line  $L$  through the origin in  $\mathbb{R}^2$  does not depend on the choice of the nonzero  $\mathbf{u}$  in  $L$  used in the formula for  $\hat{\mathbf{y}}$ . To do this, suppose  $\mathbf{y}$  and  $\mathbf{u}$  are given and  $\hat{\mathbf{y}}$  has been computed by formula (2) in this section. Replace  $\mathbf{u}$  in that formula by  $c\mathbf{u}$ , where  $c$  is an unspecified nonzero scalar. Show that the new formula gives the same  $\hat{\mathbf{y}}$ .
32. Let  $\{\mathbf{v}_1, \mathbf{v}_2\}$  be an orthogonal set of nonzero vectors, and let  $c_1, c_2$  be any nonzero scalars. Show that  $\{c_1\mathbf{v}_1, c_2\mathbf{v}_2\}$  is also an orthogonal set. Since orthogonality of a set is defined in terms of pairs of vectors, this shows that if the vectors in an orthogonal set are normalized, the new set will still be orthogonal.
33. Given  $\mathbf{u} \neq \mathbf{0}$  in  $\mathbb{R}^n$ , let  $L = \text{Span}\{\mathbf{u}\}$ . Show that the mapping  $\mathbf{x} \mapsto \text{proj}_L \mathbf{x}$  is a linear transformation.
34. Given  $\mathbf{u} \neq \mathbf{0}$  in  $\mathbb{R}^n$ , let  $L = \text{Span}\{\mathbf{u}\}$ . For  $\mathbf{y}$  in  $\mathbb{R}^n$ , the reflection of  $\mathbf{y}$  in  $L$  is the point  $\text{refl}_L \mathbf{y}$  defined by

In Exercises 17–22, determine which sets of vectors are orthonormal. If a set is only orthogonal, normalize the vectors to produce an orthonormal set.

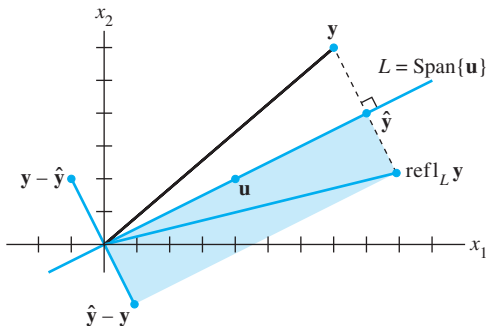
17.  $\begin{bmatrix} 1/3 \\ 1/3 \\ 1/3 \end{bmatrix}, \begin{bmatrix} -1/2 \\ 0 \\ 1/2 \end{bmatrix}$
18.  $\begin{bmatrix} 0 \\ 1 \\ 0 \end{bmatrix}, \begin{bmatrix} 0 \\ -1 \\ 0 \end{bmatrix}$
19.  $\begin{bmatrix} -.6 \\ .8 \end{bmatrix}, \begin{bmatrix} .8 \\ .6 \end{bmatrix}$
20.  $\begin{bmatrix} -2/3 \\ 1/3 \\ 2/3 \end{bmatrix}, \begin{bmatrix} 1/3 \\ 2/3 \\ 0 \end{bmatrix}$
21.  $\begin{bmatrix} 1/\sqrt{10} \\ 3/\sqrt{20} \\ 3/\sqrt{20} \end{bmatrix}, \begin{bmatrix} 3/\sqrt{10} \\ -1/\sqrt{20} \\ -1/\sqrt{20} \end{bmatrix}, \begin{bmatrix} 0 \\ -1/\sqrt{2} \\ 1/\sqrt{2} \end{bmatrix}$
22.  $\begin{bmatrix} 1/\sqrt{18} \\ 4/\sqrt{18} \\ 1/\sqrt{18} \end{bmatrix}, \begin{bmatrix} 1/\sqrt{2} \\ 0 \\ -1/\sqrt{2} \end{bmatrix}, \begin{bmatrix} -2/3 \\ 1/3 \\ -2/3 \end{bmatrix}$

In Exercises 23 and 24, all vectors are in  $\mathbb{R}^n$ . Mark each statement True or False. Justify each answer.

23. a. Not every linearly independent set in  $\mathbb{R}^n$  is an orthogonal set.

$$\text{refl}_L \mathbf{y} = 2 \cdot \text{proj}_L \mathbf{y} - \mathbf{y}$$

See the figure, which shows that  $\text{refl}_L \mathbf{y}$  is the sum of  $\hat{\mathbf{y}} = \text{proj}_L \mathbf{y}$  and  $\hat{\mathbf{y}} - \mathbf{y}$ . Show that the mapping  $\mathbf{y} \mapsto \text{refl}_L \mathbf{y}$  is a linear transformation.



The reflection of  $\mathbf{y}$  in a line through the origin.

35. [M] Show that the columns of the matrix  $A$  are orthogonal by making an appropriate matrix calculation. State the calculation you use.

$$A = \begin{bmatrix} -6 & -3 & 6 & 1 \\ -1 & 2 & 1 & -6 \\ 3 & 6 & 3 & -2 \\ 6 & -3 & 6 & -1 \\ 2 & -1 & 2 & 3 \\ -3 & 6 & 3 & 2 \\ -2 & -1 & 2 & -3 \\ 1 & 2 & 1 & 6 \end{bmatrix}$$

36. [M] In parts (a)–(d), let  $U$  be the matrix formed by normalizing each column of the matrix  $A$  in Exercise 35.
- Compute  $U^T U$  and  $U U^T$ . How do they differ?
  - Generate a random vector  $\mathbf{y}$  in  $\mathbb{R}^8$ , and compute  $\mathbf{p} = U U^T \mathbf{y}$  and  $\mathbf{z} = \mathbf{y} - \mathbf{p}$ . Explain why  $\mathbf{p}$  is in  $\text{Col } A$ . Verify that  $\mathbf{z}$  is orthogonal to  $\mathbf{p}$ .
  - Verify that  $\mathbf{z}$  is orthogonal to each column of  $U$ .
  - Notice that  $\mathbf{y} = \mathbf{p} + \mathbf{z}$ , with  $\mathbf{p}$  in  $\text{Col } A$ . Explain why  $\mathbf{z}$  is in  $(\text{Col } A)^\perp$ . (The significance of this decomposition of  $\mathbf{y}$  will be explained in the next section.)

### SOLUTIONS TO PRACTICE PROBLEMS

1. The vectors are orthogonal because

$$\mathbf{u}_1 \cdot \mathbf{u}_2 = -2/5 + 2/5 = 0$$

They are unit vectors because

$$\|\mathbf{u}_1\|^2 = (-1/\sqrt{5})^2 + (2/\sqrt{5})^2 = 1/5 + 4/5 = 1$$

$$\|\mathbf{u}_2\|^2 = (2/\sqrt{5})^2 + (1/\sqrt{5})^2 = 4/5 + 1/5 = 1$$

In particular, the set  $\{\mathbf{u}_1, \mathbf{u}_2\}$  is linearly independent, and hence is a basis for  $\mathbb{R}^2$  since there are two vectors in the set.

2. When  $\mathbf{y} = \begin{bmatrix} 7 \\ 6 \end{bmatrix}$  and  $\mathbf{u} = \begin{bmatrix} 2 \\ 1 \end{bmatrix}$ ,

$$\hat{\mathbf{y}} = \frac{\mathbf{y} \cdot \mathbf{u}}{\mathbf{u} \cdot \mathbf{u}} \mathbf{u} = \frac{20}{5} \begin{bmatrix} 2 \\ 1 \end{bmatrix} = 4 \begin{bmatrix} 2 \\ 1 \end{bmatrix} = \begin{bmatrix} 8 \\ 4 \end{bmatrix}$$

This is the same  $\hat{\mathbf{y}}$  found in Example 3. The orthogonal projection does not seem to depend on the  $\mathbf{u}$  chosen on the line. See Exercise 31.

$$3. U\mathbf{y} = \begin{bmatrix} 1/\sqrt{2} & 2/3 \\ 1/\sqrt{2} & -2/3 \\ 0 & 1/3 \end{bmatrix} \begin{bmatrix} -3\sqrt{2} \\ 6 \end{bmatrix} = \begin{bmatrix} 1 \\ -7 \\ 2 \end{bmatrix}$$

Also, from Example 6,  $\mathbf{x} = \begin{bmatrix} \sqrt{2} \\ 3 \end{bmatrix}$  and  $U\mathbf{x} = \begin{bmatrix} 3 \\ -1 \\ 1 \end{bmatrix}$ . Hence

$$U\mathbf{x} \cdot U\mathbf{y} = 3 + 7 + 2 = 12, \quad \text{and} \quad \mathbf{x} \cdot \mathbf{y} = -6 + 18 = 12$$

SG

Mastering: Orthogonal Basis 6-4

## 6.3 ORTHOGONAL PROJECTIONS

The orthogonal projection of a point in  $\mathbb{R}^2$  onto a line through the origin has an important analogue in  $\mathbb{R}^n$ . Given a vector  $\mathbf{y}$  and a subspace  $W$  in  $\mathbb{R}^n$ , there is a vector  $\hat{\mathbf{y}}$  in  $W$  such that (1)  $\hat{\mathbf{y}}$  is the unique vector in  $W$  for which  $\mathbf{y} - \hat{\mathbf{y}}$  is orthogonal to  $W$ , and (2)  $\hat{\mathbf{y}}$  is the unique vector in  $W$  closest to  $\mathbf{y}$ . See Fig. 1. These two properties of  $\hat{\mathbf{y}}$  provide the key to finding least-squares solutions of linear systems, mentioned in the introductory example for this chapter. The full story will be told in Section 6.5.

To prepare for the first theorem, observe that whenever a vector  $\mathbf{y}$  is written as a linear combination of vectors  $\mathbf{u}_1, \dots, \mathbf{u}_n$  in  $\mathbb{R}^n$ , the terms in the sum for  $\mathbf{y}$  can be grouped into two parts so that  $\mathbf{y}$  can be written as

$$\mathbf{y} = \mathbf{z}_1 + \mathbf{z}_2$$

where  $\mathbf{z}_1$  is a linear combination of some of the  $\mathbf{u}_i$  and  $\mathbf{z}_2$  is a linear combination of the rest of the  $\mathbf{u}_i$ . This idea is particularly useful when  $\{\mathbf{u}_1, \dots, \mathbf{u}_n\}$  is an orthogonal basis. Recall from Section 6.1 that  $W^\perp$  denotes the set of all vectors orthogonal to a subspace  $W$ .

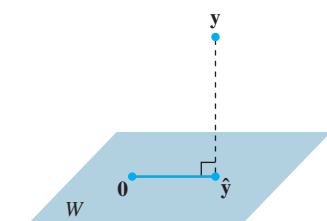


FIGURE 1

**EXAMPLE 1** Let  $\{\mathbf{u}_1, \dots, \mathbf{u}_5\}$  be an orthogonal basis for  $\mathbb{R}^5$  and let

$$\mathbf{y} = c_1\mathbf{u}_1 + \cdots + c_5\mathbf{u}_5$$

Consider the subspace  $W = \text{Span}\{\mathbf{u}_1, \mathbf{u}_2\}$ , and write  $\mathbf{y}$  as the sum of a vector  $\mathbf{z}_1$  in  $W$  and a vector  $\mathbf{z}_2$  in  $W^\perp$ .

**SOLUTION** Write

$$\mathbf{y} = \underbrace{c_1\mathbf{u}_1 + c_2\mathbf{u}_2}_{\mathbf{z}_1} + \underbrace{c_3\mathbf{u}_3 + c_4\mathbf{u}_4 + c_5\mathbf{u}_5}_{\mathbf{z}_2}$$

where  $\mathbf{z}_1 = c_1\mathbf{u}_1 + c_2\mathbf{u}_2$  is in  $\text{Span}\{\mathbf{u}_1, \mathbf{u}_2\}$

and  $\mathbf{z}_2 = c_3\mathbf{u}_3 + c_4\mathbf{u}_4 + c_5\mathbf{u}_5$  is in  $\text{Span}\{\mathbf{u}_3, \mathbf{u}_4, \mathbf{u}_5\}$ .

To show that  $\mathbf{z}_2$  is in  $W^\perp$ , it suffices to show that  $\mathbf{z}_2$  is orthogonal to the vectors in the basis  $\{\mathbf{u}_1, \mathbf{u}_2\}$  for  $W$ . (See Section 6.1.) Using properties of the inner product, compute

$$\begin{aligned} \mathbf{z}_2 \cdot \mathbf{u}_1 &= (c_3\mathbf{u}_3 + c_4\mathbf{u}_4 + c_5\mathbf{u}_5) \cdot \mathbf{u}_1 \\ &= c_3\mathbf{u}_3 \cdot \mathbf{u}_1 + c_4\mathbf{u}_4 \cdot \mathbf{u}_1 + c_5\mathbf{u}_5 \cdot \mathbf{u}_1 \\ &= 0 \end{aligned}$$

because  $\mathbf{u}_1$  is orthogonal to  $\mathbf{u}_3, \mathbf{u}_4$ , and  $\mathbf{u}_5$ . A similar calculation shows that  $\mathbf{z}_2 \cdot \mathbf{u}_2 = 0$ . Thus  $\mathbf{z}_2$  is in  $W^\perp$ . ■

The next theorem shows that the decomposition  $\mathbf{y} = \mathbf{z}_1 + \mathbf{z}_2$  in Example 1 can be computed without having an orthogonal basis for  $\mathbb{R}^n$ . It is enough to have an orthogonal basis only for  $W$ .

## THEOREM 8

## The Orthogonal Decomposition Theorem

Let  $W$  be a subspace of  $\mathbb{R}^n$ . Then each  $\mathbf{y}$  in  $\mathbb{R}^n$  can be written uniquely in the form

$$\mathbf{y} = \hat{\mathbf{y}} + \mathbf{z} \quad (1)$$

where  $\hat{\mathbf{y}}$  is in  $W$  and  $\mathbf{z}$  is in  $W^\perp$ . In fact, if  $\{\mathbf{u}_1, \dots, \mathbf{u}_p\}$  is any orthogonal basis of  $W$ , then

$$\hat{\mathbf{y}} = \frac{\mathbf{y} \cdot \mathbf{u}_1}{\mathbf{u}_1 \cdot \mathbf{u}_1} \mathbf{u}_1 + \cdots + \frac{\mathbf{y} \cdot \mathbf{u}_p}{\mathbf{u}_p \cdot \mathbf{u}_p} \mathbf{u}_p \quad (2)$$

and  $\mathbf{z} = \mathbf{y} - \hat{\mathbf{y}}$ .

The vector  $\hat{\mathbf{y}}$  in (1) is called the **orthogonal projection of  $\mathbf{y}$  onto  $W$**  and often is written as  $\text{proj}_W \mathbf{y}$ . See Fig. 2. When  $W$  is a one-dimensional subspace, the formula for  $\hat{\mathbf{y}}$  matches the formula given in Section 6.2.

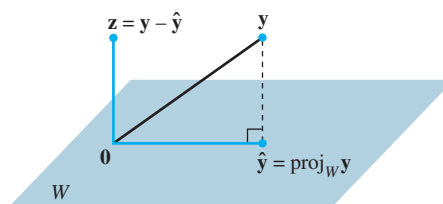


FIGURE 2 The orthogonal projection of  $\mathbf{y}$  onto  $W$ .

**PROOF** Let  $\{\mathbf{u}_1, \dots, \mathbf{u}_p\}$  be any orthogonal basis for  $W$ , and define  $\hat{\mathbf{y}}$  by (2).<sup>1</sup> Then  $\hat{\mathbf{y}}$  is in  $W$  because  $\hat{\mathbf{y}}$  is a linear combination of the basis  $\mathbf{u}_1, \dots, \mathbf{u}_p$ . Let  $\mathbf{z} = \mathbf{y} - \hat{\mathbf{y}}$ . Since  $\mathbf{u}_1$  is orthogonal to  $\mathbf{u}_2, \dots, \mathbf{u}_p$ , it follows from (2) that

$$\begin{aligned} \mathbf{z} \cdot \mathbf{u}_1 &= (\mathbf{y} - \hat{\mathbf{y}}) \cdot \mathbf{u}_1 = \mathbf{y} \cdot \mathbf{u}_1 - \left( \frac{\mathbf{y} \cdot \mathbf{u}_1}{\mathbf{u}_1 \cdot \mathbf{u}_1} \right) \mathbf{u}_1 \cdot \mathbf{u}_1 - 0 - \cdots - 0 \\ &= \mathbf{y} \cdot \mathbf{u}_1 - \mathbf{y} \cdot \mathbf{u}_1 = 0 \end{aligned}$$

Thus  $\mathbf{z}$  is orthogonal to  $\mathbf{u}_1$ . Similarly,  $\mathbf{z}$  is orthogonal to each  $\mathbf{u}_j$  in the basis for  $W$ . Hence  $\mathbf{z}$  is orthogonal to every vector in  $W$ . That is,  $\mathbf{z}$  is in  $W^\perp$ .

To show that the decomposition in (1) is unique, suppose  $\mathbf{y}$  can also be written as  $\mathbf{y} = \hat{\mathbf{y}}_1 + \mathbf{z}_1$ , with  $\hat{\mathbf{y}}_1$  in  $W$  and  $\mathbf{z}_1$  in  $W^\perp$ . Then  $\hat{\mathbf{y}} + \mathbf{z} = \hat{\mathbf{y}}_1 + \mathbf{z}_1$  (since both sides equal  $\mathbf{y}$ ), and so

$$\hat{\mathbf{y}} - \hat{\mathbf{y}}_1 = \mathbf{z}_1 - \mathbf{z}$$

This equality shows that the vector  $\mathbf{v} = \hat{\mathbf{y}} - \hat{\mathbf{y}}_1$  is in  $W$  and in  $W^\perp$  (because  $\mathbf{z}_1$  and  $\mathbf{z}$  are both in  $W^\perp$ , and  $W^\perp$  is a subspace). Hence  $\mathbf{v} \cdot \mathbf{v} = 0$ , which shows that  $\mathbf{v} = \mathbf{0}$ . This proves that  $\hat{\mathbf{y}} = \hat{\mathbf{y}}_1$  and also  $\mathbf{z}_1 = \mathbf{z}$ . ■

The uniqueness of the decomposition (1) shows that the orthogonal projection  $\hat{\mathbf{y}}$  depends only on  $W$  and not on the particular basis used in (2).

<sup>1</sup> We may assume that  $W$  is not the zero subspace, for otherwise  $W^\perp = \mathbb{R}^n$  and (1) is simply  $\mathbf{y} = \mathbf{0} + \mathbf{y}$ . The next section will show that any nonzero subspace of  $\mathbb{R}^n$  has an orthogonal basis.

**EXAMPLE 2** Let  $\mathbf{u}_1 = \begin{bmatrix} 2 \\ 5 \\ -1 \end{bmatrix}$ ,  $\mathbf{u}_2 = \begin{bmatrix} -2 \\ 1 \\ 1 \end{bmatrix}$ , and  $\mathbf{y} = \begin{bmatrix} 1 \\ 2 \\ 3 \end{bmatrix}$ . Observe that  $\{\mathbf{u}_1, \mathbf{u}_2\}$

is an orthogonal basis for  $W = \text{Span}\{\mathbf{u}_1, \mathbf{u}_2\}$ . Write  $\mathbf{y}$  as the sum of a vector in  $W$  and a vector orthogonal to  $W$ .

**SOLUTION** The orthogonal projection of  $\mathbf{y}$  onto  $W$  is

$$\begin{aligned} \hat{\mathbf{y}} &= \frac{\mathbf{y} \cdot \mathbf{u}_1}{\mathbf{u}_1 \cdot \mathbf{u}_1} \mathbf{u}_1 + \frac{\mathbf{y} \cdot \mathbf{u}_2}{\mathbf{u}_2 \cdot \mathbf{u}_2} \mathbf{u}_2 \\ &= \frac{9}{30} \begin{bmatrix} 2 \\ 5 \\ -1 \end{bmatrix} + \frac{3}{6} \begin{bmatrix} -2 \\ 1 \\ 1 \end{bmatrix} = \frac{9}{30} \begin{bmatrix} 2 \\ 5 \\ -1 \end{bmatrix} + \frac{15}{30} \begin{bmatrix} -2 \\ 1 \\ 1 \end{bmatrix} = \begin{bmatrix} -2/5 \\ 2 \\ 1/5 \end{bmatrix} \end{aligned}$$

Also

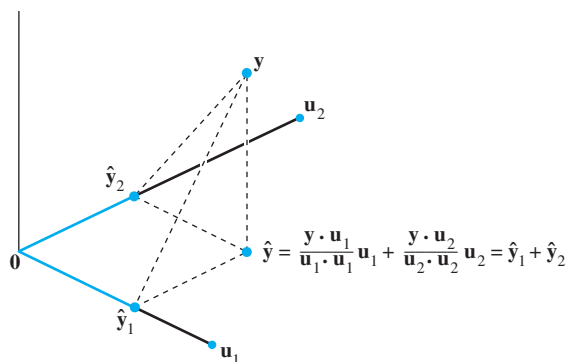
$$\mathbf{y} - \hat{\mathbf{y}} = \begin{bmatrix} 1 \\ 2 \\ 3 \end{bmatrix} - \begin{bmatrix} -2/5 \\ 2 \\ 1/5 \end{bmatrix} = \begin{bmatrix} 7/5 \\ 0 \\ 14/5 \end{bmatrix}$$

Theorem 8 ensures that  $\mathbf{y} - \hat{\mathbf{y}}$  is in  $W^\perp$ . To check the calculations, however, it is a good idea to verify that  $\mathbf{y} - \hat{\mathbf{y}}$  is orthogonal to both  $\mathbf{u}_1$  and  $\mathbf{u}_2$  and hence to all of  $W$ . The desired decomposition of  $\mathbf{y}$  is

$$\mathbf{y} = \begin{bmatrix} 1 \\ 2 \\ 3 \end{bmatrix} = \begin{bmatrix} -2/5 \\ 2 \\ 1/5 \end{bmatrix} + \begin{bmatrix} 7/5 \\ 0 \\ 14/5 \end{bmatrix}$$

## A Geometric Interpretation of the Orthogonal Projection

When  $W$  is a one-dimensional subspace, the formula (2) for  $\text{proj}_W \mathbf{y}$  contains just one term. Thus, when  $\dim W > 1$ , each term in (2) is itself an orthogonal projection of  $\mathbf{y}$  onto a one-dimensional subspace spanned by one of the  $\mathbf{u}$ 's in the basis for  $W$ . Figure 3 illustrates this when  $W$  is a subspace of  $\mathbb{R}^3$  spanned by  $\mathbf{u}_1$  and  $\mathbf{u}_2$ . Here  $\hat{\mathbf{y}}_1$  and  $\hat{\mathbf{y}}_2$  denote the projections of  $\mathbf{y}$  onto the lines spanned by  $\mathbf{u}_1$  and  $\mathbf{u}_2$ , respectively. The orthogonal projection  $\hat{\mathbf{y}}$  of  $\mathbf{y}$  onto  $W$  is the sum of the projections of  $\mathbf{y}$  onto one-dimensional subspaces that are orthogonal to each other. The vector  $\hat{\mathbf{y}}$  in Fig. 3 corresponds to the vector  $\hat{\mathbf{y}}$  in Fig. 4 of Section 6.2, because now it is  $\hat{\mathbf{y}}$  that is in  $W$ .



**FIGURE 3** The orthogonal projection of  $\mathbf{y}$  is the sum of its projections onto one-dimensional subspaces that are mutually orthogonal.

## Properties of Orthogonal Projections

If  $\{\mathbf{u}_1, \dots, \mathbf{u}_p\}$  is an orthogonal basis for  $W$  and if  $\mathbf{y}$  happens to be in  $W$ , then the formula for  $\text{proj}_W \mathbf{y}$  is exactly the same as the representation of  $\mathbf{y}$  given in Theorem 5 in Section 6.2. In this case,  $\text{proj}_W \mathbf{y} = \mathbf{y}$ .

If  $\mathbf{y}$  is in  $W = \text{Span}\{\mathbf{u}_1, \dots, \mathbf{u}_p\}$ , then  $\text{proj}_W \mathbf{y} = \mathbf{y}$ .

This fact also follows from the next theorem.

### THEOREM 9

#### The Best Approximation Theorem

Let  $W$  be a subspace of  $\mathbb{R}^n$ , let  $\mathbf{y}$  be any vector in  $\mathbb{R}^n$ , and let  $\hat{\mathbf{y}}$  be the orthogonal projection of  $\mathbf{y}$  onto  $W$ . Then  $\hat{\mathbf{y}}$  is the closest point in  $W$  to  $\mathbf{y}$ , in the sense that

$$\|\mathbf{y} - \hat{\mathbf{y}}\| < \|\mathbf{y} - \mathbf{v}\| \quad (3)$$

for all  $\mathbf{v}$  in  $W$  distinct from  $\hat{\mathbf{y}}$ .

The vector  $\hat{\mathbf{y}}$  in Theorem 9 is called **the best approximation to  $\mathbf{y}$  by elements of  $W$** . Later sections in the text will examine problems where a given  $\mathbf{y}$  must be replaced, or *approximated*, by a vector  $\mathbf{v}$  in some fixed subspace  $W$ . The distance from  $\mathbf{y}$  to  $\mathbf{v}$ , given by  $\|\mathbf{y} - \mathbf{v}\|$ , can be regarded as the “error” of using  $\mathbf{v}$  in place of  $\mathbf{y}$ . Theorem 9 says that this error is minimized when  $\mathbf{v} = \hat{\mathbf{y}}$ .

Inequality (3) leads to a new proof that  $\hat{\mathbf{y}}$  does not depend on the particular orthogonal basis used to compute it. If a different orthogonal basis for  $W$  were used to construct an orthogonal projection of  $\mathbf{y}$ , then this projection would also be the closest point in  $W$  to  $\mathbf{y}$ , namely,  $\hat{\mathbf{y}}$ .

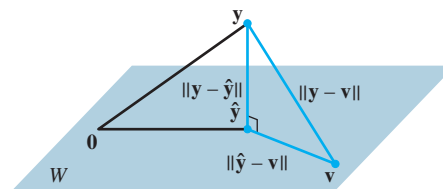
**PROOF** Take  $\mathbf{v}$  in  $W$  distinct from  $\hat{\mathbf{y}}$ . See Fig. 4. Then  $\hat{\mathbf{y}} - \mathbf{v}$  is in  $W$ . By the Orthogonal Decomposition Theorem,  $\mathbf{y} - \hat{\mathbf{y}}$  is orthogonal to  $W$ . In particular,  $\mathbf{y} - \hat{\mathbf{y}}$  is orthogonal to  $\hat{\mathbf{y}} - \mathbf{v}$  (which is in  $W$ ). Since

$$\mathbf{y} - \mathbf{v} = (\mathbf{y} - \hat{\mathbf{y}}) + (\hat{\mathbf{y}} - \mathbf{v})$$

the Pythagorean Theorem gives

$$\|\mathbf{y} - \mathbf{v}\|^2 = \|\mathbf{y} - \hat{\mathbf{y}}\|^2 + \|\hat{\mathbf{y}} - \mathbf{v}\|^2$$

(See the colored right triangle in Fig. 4. The length of each side is labeled.) Now  $\|\hat{\mathbf{y}} - \mathbf{v}\|^2 > 0$  because  $\hat{\mathbf{y}} - \mathbf{v} \neq \mathbf{0}$ , and so inequality (3) follows immediately. ■



**FIGURE 4** The orthogonal projection of  $\mathbf{y}$  onto  $W$  is the closest point in  $W$  to  $\mathbf{y}$ .

**EXAMPLE 3** If  $\mathbf{u}_1 = \begin{bmatrix} 2 \\ 5 \\ -1 \end{bmatrix}$ ,  $\mathbf{u}_2 = \begin{bmatrix} -2 \\ 1 \\ 1 \end{bmatrix}$ ,  $\mathbf{y} = \begin{bmatrix} 1 \\ 2 \\ 3 \end{bmatrix}$ , and  $W = \text{Span}\{\mathbf{u}_1, \mathbf{u}_2\}$ , as in Example 2, then the closest point in  $W$  to  $\mathbf{y}$  is

$$\hat{\mathbf{y}} = \frac{\mathbf{y} \cdot \mathbf{u}_1}{\mathbf{u}_1 \cdot \mathbf{u}_1} \mathbf{u}_1 + \frac{\mathbf{y} \cdot \mathbf{u}_2}{\mathbf{u}_2 \cdot \mathbf{u}_2} \mathbf{u}_2 = \begin{bmatrix} -2/5 \\ 2 \\ 1/5 \end{bmatrix} \quad \blacksquare$$

**EXAMPLE 4** The distance from a point  $\mathbf{y}$  in  $\mathbb{R}^n$  to a subspace  $W$  is defined as the distance from  $\mathbf{y}$  to the nearest point in  $W$ . Find the distance from  $\mathbf{y}$  to  $W = \text{Span}\{\mathbf{u}_1, \mathbf{u}_2\}$ , where

$$\mathbf{y} = \begin{bmatrix} -1 \\ -5 \\ 10 \end{bmatrix}, \quad \mathbf{u}_1 = \begin{bmatrix} 5 \\ -2 \\ 1 \end{bmatrix}, \quad \mathbf{u}_2 = \begin{bmatrix} 1 \\ 2 \\ -1 \end{bmatrix}$$

**SOLUTION** By the Best Approximation Theorem, the distance from  $\mathbf{y}$  to  $W$  is  $\|\mathbf{y} - \hat{\mathbf{y}}\|$ , where  $\hat{\mathbf{y}} = \text{proj}_W \mathbf{y}$ . Since  $\{\mathbf{u}_1, \mathbf{u}_2\}$  is an orthogonal basis for  $W$ ,

$$\hat{\mathbf{y}} = \frac{15}{30} \mathbf{u}_1 + \frac{-21}{6} \mathbf{u}_2 = \frac{1}{2} \begin{bmatrix} 5 \\ -2 \\ 1 \end{bmatrix} - \frac{7}{2} \begin{bmatrix} 1 \\ 2 \\ -1 \end{bmatrix} = \begin{bmatrix} -1 \\ -8 \\ 4 \end{bmatrix}$$

$$\mathbf{y} - \hat{\mathbf{y}} = \begin{bmatrix} -1 \\ -5 \\ 10 \end{bmatrix} - \begin{bmatrix} -1 \\ -8 \\ 4 \end{bmatrix} = \begin{bmatrix} 0 \\ 3 \\ 6 \end{bmatrix}$$

$$\|\mathbf{y} - \hat{\mathbf{y}}\|^2 = 3^2 + 6^2 = 45$$

The distance from  $\mathbf{y}$  to  $W$  is  $\sqrt{45} = 3\sqrt{5}$ . ▀

The final theorem in this section shows how formula (2) for  $\text{proj}_W \mathbf{y}$  is simplified when the basis for  $W$  is an orthonormal set.

### THEOREM 10

If  $\{\mathbf{u}_1, \dots, \mathbf{u}_p\}$  is an orthonormal basis for a subspace  $W$  of  $\mathbb{R}^n$ , then

$$\text{proj}_W \mathbf{y} = (\mathbf{y} \cdot \mathbf{u}_1) \mathbf{u}_1 + (\mathbf{y} \cdot \mathbf{u}_2) \mathbf{u}_2 + \cdots + (\mathbf{y} \cdot \mathbf{u}_p) \mathbf{u}_p \quad (4)$$

If  $U = [\mathbf{u}_1 \quad \mathbf{u}_2 \quad \cdots \quad \mathbf{u}_p]$ , then

$$\text{proj}_W \mathbf{y} = UU^T \mathbf{y} \quad \text{for all } \mathbf{y} \text{ in } \mathbb{R}^n \quad (5)$$

**PROOF** Formula (4) follows immediately from (2) in Theorem 8. Also, (4) shows that  $\text{proj}_W \mathbf{y}$  is a linear combination of the columns of  $U$  using the weights  $\mathbf{y} \cdot \mathbf{u}_1, \mathbf{y} \cdot \mathbf{u}_2, \dots, \mathbf{y} \cdot \mathbf{u}_p$ . The weights can be written as  $\mathbf{u}_1^T \mathbf{y}, \mathbf{u}_2^T \mathbf{y}, \dots, \mathbf{u}_p^T \mathbf{y}$ , showing that they are the entries in  $U^T \mathbf{y}$  and justifying (5). ▀

#### WEB

Suppose  $U$  is an  $n \times p$  matrix with orthonormal columns, and let  $W$  be the column space of  $U$ . Then

$$U^T U \mathbf{x} = I_p \mathbf{x} = \mathbf{x} \quad \text{for all } \mathbf{x} \text{ in } \mathbb{R}^p \quad \text{Theorem 6}$$

$$UU^T \mathbf{y} = \text{proj}_W \mathbf{y} \quad \text{for all } \mathbf{y} \text{ in } \mathbb{R}^n \quad \text{Theorem 10}$$

If  $U$  is an  $n \times n$  (square) matrix with orthonormal columns, then  $U$  is an *orthogonal* matrix, the column space  $W$  is all of  $\mathbb{R}^n$ , and  $UU^T \mathbf{y} = I \mathbf{y} = \mathbf{y}$  for all  $\mathbf{y}$  in  $\mathbb{R}^n$ .

Although formula (4) is important for theoretical purposes, in practice it usually involves calculations with square roots of numbers (in the entries of the  $\mathbf{u}_i$ ). Formula (2) is recommended for hand calculations.

## PRACTICE PROBLEM

Let  $\mathbf{u}_1 = \begin{bmatrix} -7 \\ 1 \\ 4 \end{bmatrix}$ ,  $\mathbf{u}_2 = \begin{bmatrix} -1 \\ 1 \\ -2 \end{bmatrix}$ ,  $\mathbf{y} = \begin{bmatrix} -9 \\ 1 \\ 6 \end{bmatrix}$ , and  $W = \text{Span}\{\mathbf{u}_1, \mathbf{u}_2\}$ . Use the fact that  $\mathbf{u}_1$  and  $\mathbf{u}_2$  are orthogonal to compute  $\text{proj}_W \mathbf{y}$ .

## 6.3 EXERCISES

In Exercises 1 and 2, you may assume that  $\{\mathbf{u}_1, \dots, \mathbf{u}_4\}$  is an orthogonal basis for  $\mathbb{R}^4$ .

$$1. \mathbf{u}_1 = \begin{bmatrix} 0 \\ 1 \\ -4 \\ -1 \end{bmatrix}, \mathbf{u}_2 = \begin{bmatrix} 3 \\ 5 \\ 1 \\ 1 \end{bmatrix}, \mathbf{u}_3 = \begin{bmatrix} 1 \\ 0 \\ 1 \\ -4 \end{bmatrix}, \mathbf{u}_4 = \begin{bmatrix} 5 \\ -3 \\ -1 \\ 1 \end{bmatrix},$$

$$\mathbf{x} = \begin{bmatrix} 10 \\ -8 \\ 2 \\ 0 \end{bmatrix}. \text{ Write } \mathbf{x} \text{ as the sum of two vectors, one in}$$

Span  $\{\mathbf{u}_1, \mathbf{u}_2, \mathbf{u}_3\}$  and the other in Span  $\{\mathbf{u}_4\}$ .

$$2. \mathbf{u}_1 = \begin{bmatrix} 1 \\ 2 \\ 1 \\ 1 \end{bmatrix}, \mathbf{u}_2 = \begin{bmatrix} -2 \\ 1 \\ -1 \\ 1 \end{bmatrix}, \mathbf{u}_3 = \begin{bmatrix} 1 \\ 1 \\ -2 \\ -1 \end{bmatrix}, \mathbf{u}_4 = \begin{bmatrix} -1 \\ 1 \\ 1 \\ -2 \end{bmatrix},$$

$$\mathbf{v} = \begin{bmatrix} 4 \\ 5 \\ -3 \\ 3 \end{bmatrix}. \text{ Write } \mathbf{v} \text{ as the sum of two vectors, one in}$$

Span  $\{\mathbf{u}_1\}$  and the other in Span  $\{\mathbf{u}_2, \mathbf{u}_3, \mathbf{u}_4\}$ .

In Exercises 3–6, verify that  $\{\mathbf{u}_1, \mathbf{u}_2\}$  is an orthogonal set, and then find the orthogonal projection of  $\mathbf{y}$  onto Span  $\{\mathbf{u}_1, \mathbf{u}_2\}$ .

$$3. \mathbf{y} = \begin{bmatrix} -1 \\ 4 \\ 3 \end{bmatrix}, \mathbf{u}_1 = \begin{bmatrix} 1 \\ 1 \\ 0 \end{bmatrix}, \mathbf{u}_2 = \begin{bmatrix} -1 \\ 1 \\ 0 \end{bmatrix}$$

$$4. \mathbf{y} = \begin{bmatrix} 6 \\ 3 \\ -2 \end{bmatrix}, \mathbf{u}_1 = \begin{bmatrix} 3 \\ 4 \\ 0 \end{bmatrix}, \mathbf{u}_2 = \begin{bmatrix} -4 \\ 3 \\ 0 \end{bmatrix}$$

$$5. \mathbf{y} = \begin{bmatrix} -1 \\ 2 \\ 6 \end{bmatrix}, \mathbf{u}_1 = \begin{bmatrix} 3 \\ -1 \\ 2 \end{bmatrix}, \mathbf{u}_2 = \begin{bmatrix} 1 \\ -1 \\ -2 \end{bmatrix}$$

$$6. \mathbf{y} = \begin{bmatrix} 6 \\ 4 \\ 1 \end{bmatrix}, \mathbf{u}_1 = \begin{bmatrix} -4 \\ -1 \\ 1 \end{bmatrix}, \mathbf{u}_2 = \begin{bmatrix} 0 \\ 1 \\ 1 \end{bmatrix}$$

In Exercises 7–10, let  $W$  be the subspace spanned by the  $\mathbf{u}$ 's, and write  $\mathbf{y}$  as the sum of a vector in  $W$  and a vector orthogonal to  $W$ .

$$7. \mathbf{y} = \begin{bmatrix} 1 \\ 3 \\ 5 \end{bmatrix}, \mathbf{u}_1 = \begin{bmatrix} 1 \\ 3 \\ -2 \end{bmatrix}, \mathbf{u}_2 = \begin{bmatrix} 5 \\ 1 \\ 4 \end{bmatrix}$$

$$8. \mathbf{y} = \begin{bmatrix} -1 \\ 4 \\ 3 \end{bmatrix}, \mathbf{u}_1 = \begin{bmatrix} 1 \\ 1 \\ 1 \end{bmatrix}, \mathbf{u}_2 = \begin{bmatrix} -1 \\ 3 \\ -2 \end{bmatrix}$$

$$9. \mathbf{y} = \begin{bmatrix} 4 \\ 3 \\ 3 \\ -1 \end{bmatrix}, \mathbf{u}_1 = \begin{bmatrix} 1 \\ 1 \\ 0 \\ 1 \end{bmatrix}, \mathbf{u}_2 = \begin{bmatrix} -1 \\ 3 \\ 1 \\ -2 \end{bmatrix}, \mathbf{u}_3 = \begin{bmatrix} -1 \\ 0 \\ 1 \\ 1 \end{bmatrix}$$

$$10. \mathbf{y} = \begin{bmatrix} 3 \\ 4 \\ 5 \\ 6 \end{bmatrix}, \mathbf{u}_1 = \begin{bmatrix} 1 \\ 1 \\ 0 \\ -1 \end{bmatrix}, \mathbf{u}_2 = \begin{bmatrix} 1 \\ 0 \\ 1 \\ 1 \end{bmatrix}, \mathbf{u}_3 = \begin{bmatrix} 0 \\ -1 \\ 1 \\ -1 \end{bmatrix}$$

In Exercises 11 and 12, find the closest point to  $\mathbf{y}$  in the subspace  $W$  spanned by  $\mathbf{v}_1$  and  $\mathbf{v}_2$ .

$$11. \mathbf{y} = \begin{bmatrix} 3 \\ 1 \\ 5 \\ 1 \end{bmatrix}, \mathbf{v}_1 = \begin{bmatrix} 3 \\ 1 \\ -1 \\ 1 \end{bmatrix}, \mathbf{v}_2 = \begin{bmatrix} 1 \\ -1 \\ 1 \\ -1 \end{bmatrix}$$

$$12. \mathbf{y} = \begin{bmatrix} 3 \\ -1 \\ 1 \\ 13 \end{bmatrix}, \mathbf{v}_1 = \begin{bmatrix} 1 \\ -2 \\ -1 \\ 2 \end{bmatrix}, \mathbf{v}_2 = \begin{bmatrix} -4 \\ 1 \\ 0 \\ 3 \end{bmatrix}$$

In Exercises 13 and 14, find the best approximation to  $\mathbf{z}$  by vectors of the form  $c_1\mathbf{v}_1 + c_2\mathbf{v}_2$ .

$$13. \mathbf{z} = \begin{bmatrix} 3 \\ -7 \\ 2 \\ 3 \end{bmatrix}, \mathbf{v}_1 = \begin{bmatrix} 2 \\ -1 \\ -3 \\ 1 \end{bmatrix}, \mathbf{v}_2 = \begin{bmatrix} 1 \\ 1 \\ 0 \\ -1 \end{bmatrix}$$

$$14. \mathbf{z} = \begin{bmatrix} 2 \\ 4 \\ 0 \\ -1 \end{bmatrix}, \mathbf{v}_1 = \begin{bmatrix} 2 \\ 0 \\ -1 \\ -3 \end{bmatrix}, \mathbf{v}_2 = \begin{bmatrix} 5 \\ -2 \\ 4 \\ 2 \end{bmatrix}$$

15. Let  $\mathbf{y} = \begin{bmatrix} 5 \\ -9 \\ 5 \end{bmatrix}$ ,  $\mathbf{u}_1 = \begin{bmatrix} -3 \\ -5 \\ 1 \end{bmatrix}$ ,  $\mathbf{u}_2 = \begin{bmatrix} -3 \\ 2 \\ 1 \end{bmatrix}$ . Find the distance from  $\mathbf{y}$  to the plane in  $\mathbb{R}^3$  spanned by  $\mathbf{u}_1$  and  $\mathbf{u}_2$ .

16. Let  $\mathbf{y}$ ,  $\mathbf{v}_1$ , and  $\mathbf{v}_2$  be as in Exercise 12. Find the distance from  $\mathbf{y}$  to the subspace of  $\mathbb{R}^4$  spanned by  $\mathbf{v}_1$  and  $\mathbf{v}_2$ .

17. Let  $\mathbf{y} = \begin{bmatrix} 4 \\ 8 \\ 1 \end{bmatrix}$ ,  $\mathbf{u}_1 = \begin{bmatrix} 2/3 \\ 1/3 \\ 2/3 \end{bmatrix}$ ,  $\mathbf{u}_2 = \begin{bmatrix} -2/3 \\ 2/3 \\ 1/3 \end{bmatrix}$ , and  $W = \text{Span}\{\mathbf{u}_1, \mathbf{u}_2\}$ .



- a. Let  $U = [\mathbf{u}_1 \ \mathbf{u}_2]$ . Compute  $U^T U$  and  $U U^T$ .
- b. Compute  $\text{proj}_W \mathbf{y}$  and  $(U U^T) \mathbf{y}$ .
18. Let  $\mathbf{y} = \begin{bmatrix} 7 \\ 9 \end{bmatrix}$ ,  $\mathbf{u}_1 = \begin{bmatrix} 1/\sqrt{10} \\ -3/\sqrt{10} \end{bmatrix}$ , and  $W = \text{Span}\{\mathbf{u}_1\}$ .
- a. Let  $U$  be the  $2 \times 1$  matrix whose only column is  $\mathbf{u}_1$ . Compute  $U^T U$  and  $U U^T$ .
- b. Compute  $\text{proj}_W \mathbf{y}$  and  $(U U^T) \mathbf{y}$ .
19. Let  $\mathbf{u}_1 = \begin{bmatrix} 1 \\ 1 \\ -2 \end{bmatrix}$ ,  $\mathbf{u}_2 = \begin{bmatrix} 5 \\ -1 \\ 2 \end{bmatrix}$ , and  $\mathbf{u}_3 = \begin{bmatrix} 0 \\ 0 \\ 1 \end{bmatrix}$ . Note that  $\mathbf{u}_1$  and  $\mathbf{u}_2$  are orthogonal but that  $\mathbf{u}_3$  is not orthogonal to  $\mathbf{u}_1$  or  $\mathbf{u}_2$ . It can be shown that  $\mathbf{u}_3$  is not in the subspace  $W$  spanned by  $\mathbf{u}_1$  and  $\mathbf{u}_2$ . Use this fact to construct a nonzero vector  $\mathbf{v}$  in  $\mathbb{R}^3$  that is orthogonal to  $\mathbf{u}_1$  and  $\mathbf{u}_2$ .
20. Let  $\mathbf{u}_1$  and  $\mathbf{u}_2$  be as in Exercise 19, and let  $\mathbf{u}_4 = \begin{bmatrix} 0 \\ 1 \\ 0 \end{bmatrix}$ . It can be shown that  $\mathbf{u}_4$  is not in the subspace  $W$  spanned by  $\mathbf{u}_1$  and  $\mathbf{u}_2$ . Use this fact to construct a nonzero vector  $\mathbf{v}$  in  $\mathbb{R}^3$  that is orthogonal to  $\mathbf{u}_1$  and  $\mathbf{u}_2$ .
- In Exercises 21 and 22, all vectors and subspaces are in  $\mathbb{R}^n$ . Mark each statement True or False. Justify each answer.
21. a. If  $\mathbf{z}$  is orthogonal to  $\mathbf{u}_1$  and to  $\mathbf{u}_2$  and if  $W = \text{Span}\{\mathbf{u}_1, \mathbf{u}_2\}$ , then  $\mathbf{z}$  must be in  $W^\perp$ .
- b. For each  $\mathbf{y}$  and each subspace  $W$ , the vector  $\mathbf{y} - \text{proj}_W \mathbf{y}$  is orthogonal to  $W$ .
- c. The orthogonal projection  $\hat{\mathbf{y}}$  of  $\mathbf{y}$  onto a subspace  $W$  can sometimes depend on the orthogonal basis for  $W$  used to compute  $\hat{\mathbf{y}}$ .
- d. If  $\mathbf{y}$  is in a subspace  $W$ , then the orthogonal projection of  $\mathbf{y}$  onto  $W$  is  $\mathbf{y}$  itself.
- e. If the columns of an  $n \times p$  matrix  $U$  are orthonormal, then  $U U^T \mathbf{y}$  is the orthogonal projection of  $\mathbf{y}$  onto the column space of  $U$ .
22. a. If  $W$  is a subspace of  $\mathbb{R}^n$  and if  $\mathbf{v}$  is in both  $W$  and  $W^\perp$ , then  $\mathbf{v}$  must be the zero vector.
- b. In the Orthogonal Decomposition Theorem, each term in formula (2) for  $\hat{\mathbf{y}}$  is itself an orthogonal projection of  $\mathbf{y}$  onto a subspace of  $W$ .
- c. If  $\mathbf{y} = \mathbf{z}_1 + \mathbf{z}_2$ , where  $\mathbf{z}_1$  is in a subspace  $W$  and  $\mathbf{z}_2$  is in  $W^\perp$ , then  $\mathbf{z}_1$  must be the orthogonal projection of  $\mathbf{y}$  onto  $W$ .
- d. The best approximation to  $\mathbf{y}$  by elements of a subspace  $W$  is given by the vector  $\mathbf{y} - \text{proj}_W \mathbf{y}$ .
- e. If an  $n \times p$  matrix  $U$  has orthonormal columns, then  $U U^T \mathbf{x} = \mathbf{x}$  for all  $\mathbf{x}$  in  $\mathbb{R}^n$ .
23. Let  $A$  be an  $m \times n$  matrix. Prove that every vector  $\mathbf{x}$  in  $\mathbb{R}^n$  can be written in the form  $\mathbf{x} = \mathbf{p} + \mathbf{u}$ , where  $\mathbf{p}$  is in Row  $A$  and  $\mathbf{u}$  is in  $\text{Nul } A$ . Also, show that if the equation  $A \mathbf{x} = \mathbf{b}$  is consistent, then there is a unique  $\mathbf{p}$  in Row  $A$  such that  $A \mathbf{p} = \mathbf{b}$ .
24. Let  $W$  be a subspace of  $\mathbb{R}^n$  with an orthogonal basis  $\{\mathbf{w}_1, \dots, \mathbf{w}_p\}$ , and let  $\{\mathbf{v}_1, \dots, \mathbf{v}_q\}$  be an orthogonal basis for  $W^\perp$ .
- a. Explain why  $\{\mathbf{w}_1, \dots, \mathbf{w}_p, \mathbf{v}_1, \dots, \mathbf{v}_q\}$  is an orthogonal set.
- b. Explain why the set in part (a) spans  $\mathbb{R}^n$ .
- c. Show that  $\dim W + \dim W^\perp = n$ .
25. [M] Let  $U$  be the  $8 \times 4$  matrix in Exercise 36 in Section 6.2. Find the closest point to  $\mathbf{y} = (1, 1, 1, 1, 1, 1, 1, 1)$  in  $\text{Col } U$ . Write the keystrokes or commands you use to solve this problem.
26. [M] Let  $U$  be the matrix in Exercise 25. Find the distance from  $\mathbf{b} = (1, 1, 1, 1, -1, -1, -1, -1)$  to  $\text{Col } U$ .

### SOLUTION TO PRACTICE PROBLEM

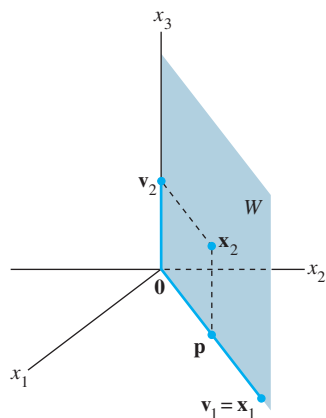
Compute

$$\begin{aligned} \text{proj}_W \mathbf{y} &= \frac{\mathbf{y} \cdot \mathbf{u}_1}{\mathbf{u}_1 \cdot \mathbf{u}_1} \mathbf{u}_1 + \frac{\mathbf{y} \cdot \mathbf{u}_2}{\mathbf{u}_2 \cdot \mathbf{u}_2} \mathbf{u}_2 = \frac{88}{66} \mathbf{u}_1 + \frac{-2}{6} \mathbf{u}_2 \\ &= \frac{4}{3} \begin{bmatrix} -7 \\ 1 \\ 4 \end{bmatrix} - \frac{1}{3} \begin{bmatrix} -1 \\ 1 \\ -2 \end{bmatrix} = \begin{bmatrix} -9 \\ 1 \\ 6 \end{bmatrix} = \mathbf{y} \end{aligned}$$

In this case,  $\mathbf{y}$  happens to be a linear combination of  $\mathbf{u}_1$  and  $\mathbf{u}_2$ , so  $\mathbf{y}$  is in  $W$ . The closest point in  $W$  to  $\mathbf{y}$  is  $\mathbf{y}$  itself.

## 6.4 THE GRAM–SCHMIDT PROCESS

The Gram–Schmidt process is a simple algorithm for producing an orthogonal or orthonormal basis for any nonzero subspace of  $\mathbb{R}^n$ . The first two examples of the process are aimed at hand calculation.



**FIGURE 1**  
Construction of an orthogonal basis  $\{\mathbf{v}_1, \mathbf{v}_2\}$ .

**EXAMPLE 1** Let  $W = \text{Span}\{\mathbf{x}_1, \mathbf{x}_2\}$ , where  $\mathbf{x}_1 = \begin{bmatrix} 3 \\ 6 \\ 0 \end{bmatrix}$  and  $\mathbf{x}_2 = \begin{bmatrix} 1 \\ 2 \\ 2 \end{bmatrix}$ . Construct an orthogonal basis  $\{\mathbf{v}_1, \mathbf{v}_2\}$  for  $W$ .

**SOLUTION** The subspace  $W$  is shown in Fig. 1, along with  $\mathbf{x}_1, \mathbf{x}_2$ , and the projection  $\mathbf{p}$  of  $\mathbf{x}_2$  onto  $\mathbf{x}_1$ . The component of  $\mathbf{x}_2$  orthogonal to  $\mathbf{x}_1$  is  $\mathbf{x}_2 - \mathbf{p}$ , which is in  $W$  because it is formed from  $\mathbf{x}_2$  and a multiple of  $\mathbf{x}_1$ . Let  $\mathbf{v}_1 = \mathbf{x}_1$  and

$$\mathbf{v}_2 = \mathbf{x}_2 - \mathbf{p} = \mathbf{x}_2 - \frac{\mathbf{x}_2 \cdot \mathbf{x}_1}{\mathbf{x}_1 \cdot \mathbf{x}_1} \mathbf{x}_1 = \begin{bmatrix} 1 \\ 2 \\ 2 \end{bmatrix} - \frac{15}{45} \begin{bmatrix} 3 \\ 6 \\ 0 \end{bmatrix} = \begin{bmatrix} 0 \\ 0 \\ 2 \end{bmatrix}$$

Then  $\{\mathbf{v}_1, \mathbf{v}_2\}$  is an orthogonal set of nonzero vectors in  $W$ . Since  $\dim W = 2$ , the set  $\{\mathbf{v}_1, \mathbf{v}_2\}$  is a basis for  $W$ . ■

The next example fully illustrates the Gram–Schmidt process. Study it carefully.

**EXAMPLE 2** Let  $\mathbf{x}_1 = \begin{bmatrix} 1 \\ 1 \\ 1 \\ 1 \end{bmatrix}$ ,  $\mathbf{x}_2 = \begin{bmatrix} 0 \\ 1 \\ 1 \\ 1 \end{bmatrix}$ , and  $\mathbf{x}_3 = \begin{bmatrix} 0 \\ 0 \\ 1 \\ 1 \end{bmatrix}$ . Then  $\{\mathbf{x}_1, \mathbf{x}_2, \mathbf{x}_3\}$  is

clearly linearly independent and thus is a basis for a subspace  $W$  of  $\mathbb{R}^4$ . Construct an orthogonal basis for  $W$ .

**SOLUTION**

**Step 1.** Let  $\mathbf{v}_1 = \mathbf{x}_1$  and  $W_1 = \text{Span}\{\mathbf{x}_1\} = \text{Span}\{\mathbf{v}_1\}$ .

**Step 2.** Let  $\mathbf{v}_2$  be the vector produced by subtracting from  $\mathbf{x}_2$  its projection onto the subspace  $W_1$ . That is, let

$$\begin{aligned} \mathbf{v}_2 &= \mathbf{x}_2 - \text{proj}_{W_1} \mathbf{x}_2 \\ &= \mathbf{x}_2 - \frac{\mathbf{x}_2 \cdot \mathbf{v}_1}{\mathbf{v}_1 \cdot \mathbf{v}_1} \mathbf{v}_1 \quad \text{Since } \mathbf{v}_1 = \mathbf{x}_1 \\ &= \begin{bmatrix} 0 \\ 1 \\ 1 \\ 1 \end{bmatrix} - \frac{3}{4} \begin{bmatrix} 1 \\ 1 \\ 1 \\ 1 \end{bmatrix} = \begin{bmatrix} -3/4 \\ 1/4 \\ 1/4 \\ 1/4 \end{bmatrix} \end{aligned}$$

As in Example 1,  $\mathbf{v}_2$  is the component of  $\mathbf{x}_2$  orthogonal to  $\mathbf{x}_1$ , and  $\{\mathbf{v}_1, \mathbf{v}_2\}$  is an orthogonal basis for the subspace  $W_2$  spanned by  $\mathbf{x}_1$  and  $\mathbf{x}_2$ .

**Step 2' (optional).** If appropriate, scale  $\mathbf{v}_2$  to simplify later computations. Since  $\mathbf{v}_2$  has fractional entries, it is convenient to scale it by a factor of 4 and replace  $\{\mathbf{v}_1, \mathbf{v}_2\}$  by the orthogonal basis

$$\mathbf{v}_1 = \begin{bmatrix} 1 \\ 1 \\ 1 \\ 1 \end{bmatrix}, \quad \mathbf{v}'_2 = \begin{bmatrix} -3 \\ 1 \\ 1 \\ 1 \end{bmatrix}$$

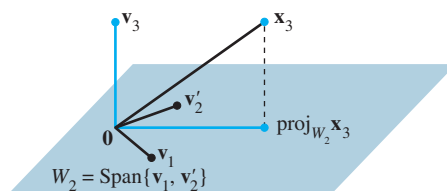
**Step 3.** Let  $\mathbf{v}_3$  be the vector produced by subtracting from  $\mathbf{x}_3$  its projection onto the subspace  $W_2$ . Use the orthogonal basis  $\{\mathbf{v}_1, \mathbf{v}'_2\}$  to compute this projection onto  $W_2$ :

$$\text{proj}_{W_2} \mathbf{x}_3 = \frac{\mathbf{x}_3 \cdot \mathbf{v}_1}{\mathbf{v}_1 \cdot \mathbf{v}_1} \mathbf{v}_1 + \frac{\mathbf{x}_3 \cdot \mathbf{v}'_2}{\mathbf{v}'_2 \cdot \mathbf{v}'_2} \mathbf{v}'_2 = \frac{2}{4} \begin{bmatrix} 1 \\ 1 \\ 1 \\ 1 \end{bmatrix} + \frac{2}{12} \begin{bmatrix} -3 \\ 1 \\ 1 \\ 1 \end{bmatrix} = \begin{bmatrix} 0 \\ 2/3 \\ 2/3 \\ 2/3 \end{bmatrix}$$

Then  $\mathbf{v}_3$  is the component of  $\mathbf{x}_3$  orthogonal to  $W_2$ , namely,

$$\mathbf{v}_3 = \mathbf{x}_3 - \text{proj}_{W_2} \mathbf{x}_3 = \begin{bmatrix} 0 \\ 0 \\ 1 \\ 1 \end{bmatrix} - \begin{bmatrix} 0 \\ 2/3 \\ 2/3 \\ 2/3 \end{bmatrix} = \begin{bmatrix} 0 \\ -2/3 \\ 1/3 \\ 1/3 \end{bmatrix}$$

See Fig. 2 for a diagram of this construction. Observe that  $\mathbf{v}_3$  is in  $W$ , because  $\mathbf{x}_3$  and  $\text{proj}_{W_2} \mathbf{x}_3$  are both in  $W$ . Thus  $\{\mathbf{v}_1, \mathbf{v}'_2, \mathbf{v}_3\}$  is an orthogonal set of nonzero vectors and hence a linearly independent set in  $W$ . Note that  $W$  is three-dimensional since it was defined by a basis of three vectors. Hence, by the Basis Theorem in Section 4.5,  $\{\mathbf{v}_1, \mathbf{v}'_2, \mathbf{v}_3\}$  is an orthogonal basis for  $W$ . ■



**FIGURE 2** The construction of  $\mathbf{v}_3$  from  $\mathbf{x}_3$  and  $W_2$ .

The proof of the next theorem shows that this strategy really works. Scaling of vectors is not mentioned because that is used only to simplify hand calculations.

## THEOREM 11

### The Gram–Schmidt Process

Given a basis  $\{\mathbf{x}_1, \dots, \mathbf{x}_p\}$  for a nonzero subspace  $W$  of  $\mathbb{R}^n$ , define

$$\begin{aligned} \mathbf{v}_1 &= \mathbf{x}_1 \\ \mathbf{v}_2 &= \mathbf{x}_2 - \frac{\mathbf{x}_2 \cdot \mathbf{v}_1}{\mathbf{v}_1 \cdot \mathbf{v}_1} \mathbf{v}_1 \\ \mathbf{v}_3 &= \mathbf{x}_3 - \frac{\mathbf{x}_3 \cdot \mathbf{v}_1}{\mathbf{v}_1 \cdot \mathbf{v}_1} \mathbf{v}_1 - \frac{\mathbf{x}_3 \cdot \mathbf{v}_2}{\mathbf{v}_2 \cdot \mathbf{v}_2} \mathbf{v}_2 \\ &\vdots \\ \mathbf{v}_p &= \mathbf{x}_p - \frac{\mathbf{x}_p \cdot \mathbf{v}_1}{\mathbf{v}_1 \cdot \mathbf{v}_1} \mathbf{v}_1 - \frac{\mathbf{x}_p \cdot \mathbf{v}_2}{\mathbf{v}_2 \cdot \mathbf{v}_2} \mathbf{v}_2 - \dots - \frac{\mathbf{x}_p \cdot \mathbf{v}_{p-1}}{\mathbf{v}_{p-1} \cdot \mathbf{v}_{p-1}} \mathbf{v}_{p-1} \end{aligned}$$

Then  $\{\mathbf{v}_1, \dots, \mathbf{v}_p\}$  is an orthogonal basis for  $W$ . In addition

$$\text{Span}\{\mathbf{v}_1, \dots, \mathbf{v}_k\} = \text{Span}\{\mathbf{x}_1, \dots, \mathbf{x}_k\} \quad \text{for } 1 \leq k \leq p \quad (1)$$

**PROOF** For  $1 \leq k \leq p$ , let  $W_k = \text{Span}\{\mathbf{x}_1, \dots, \mathbf{x}_k\}$ . Set  $\mathbf{v}_1 = \mathbf{x}_1$ , so that  $\text{Span}\{\mathbf{v}_1\} = \text{Span}\{\mathbf{x}_1\}$ . Suppose, for some  $k < p$ , we have constructed  $\mathbf{v}_1, \dots, \mathbf{v}_k$  so that  $\{\mathbf{v}_1, \dots, \mathbf{v}_k\}$  is an orthogonal basis for  $W_k$ . Define

$$\mathbf{v}_{k+1} = \mathbf{x}_{k+1} - \text{proj}_{W_k} \mathbf{x}_{k+1} \quad (2)$$

By the Orthogonal Decomposition Theorem,  $\mathbf{v}_{k+1}$  is orthogonal to  $W_k$ . Note that  $\text{proj}_{W_k} \mathbf{x}_{k+1}$  is in  $W_k$  and hence also in  $W_{k+1}$ . Since  $\mathbf{x}_{k+1}$  is in  $W_{k+1}$ , so is  $\mathbf{v}_{k+1}$  (because  $W_{k+1}$  is a subspace and is closed under subtraction). Furthermore,  $\mathbf{v}_{k+1} \neq \mathbf{0}$  because  $\mathbf{x}_{k+1}$  is not in  $W_k = \text{Span}\{\mathbf{x}_1, \dots, \mathbf{x}_k\}$ . Hence  $\{\mathbf{v}_1, \dots, \mathbf{v}_{k+1}\}$  is an orthogonal set of nonzero vectors in the  $(k+1)$ -dimensional space  $W_{k+1}$ . By the Basis Theorem in Section 4.5, this set is an orthogonal basis for  $W_{k+1}$ . Hence  $W_{k+1} = \text{Span}\{\mathbf{v}_1, \dots, \mathbf{v}_{k+1}\}$ . When  $k+1 = p$ , the process stops. ■

Theorem 11 shows that any nonzero subspace  $W$  of  $\mathbb{R}^n$  has an orthogonal basis, because an ordinary basis  $\{\mathbf{x}_1, \dots, \mathbf{x}_p\}$  is always available (by Theorem 11 in Section 4.5), and the Gram–Schmidt process depends only on the existence of orthogonal projections onto subspaces of  $W$  that already have orthogonal bases.

## Orthonormal Bases

An orthonormal basis is constructed easily from an orthogonal basis  $\{\mathbf{v}_1, \dots, \mathbf{v}_p\}$ : simply normalize (i.e., “scale”) all the  $\mathbf{v}_k$ . When working problems by hand, this is easier than normalizing each  $\mathbf{v}_k$  as soon as it is found (because it avoids unnecessary writing of square roots).

**EXAMPLE 3** Example 1 constructed the orthogonal basis

$$\mathbf{v}_1 = \begin{bmatrix} 3 \\ 6 \\ 0 \end{bmatrix}, \quad \mathbf{v}_2 = \begin{bmatrix} 0 \\ 0 \\ 2 \end{bmatrix}$$

An orthonormal basis is

$$\mathbf{u}_1 = \frac{1}{\|\mathbf{v}_1\|} \mathbf{v}_1 = \frac{1}{\sqrt{45}} \begin{bmatrix} 3 \\ 6 \\ 0 \end{bmatrix} = \begin{bmatrix} 1/\sqrt{5} \\ 2/\sqrt{5} \\ 0 \end{bmatrix}$$

$$\mathbf{u}_2 = \frac{1}{\|\mathbf{v}_2\|} \mathbf{v}_2 = \begin{bmatrix} 0 \\ 0 \\ 1 \end{bmatrix} \quad \blacksquare$$

## QR Factorization of Matrices

### WEB

If an  $m \times n$  matrix  $A$  has linearly independent columns  $\mathbf{x}_1, \dots, \mathbf{x}_n$ , then applying the Gram–Schmidt process (with normalizations) to  $\mathbf{x}_1, \dots, \mathbf{x}_n$  amounts to *factoring*  $A$ , as described in the next theorem. This factorization is widely used in computer algorithms for various computations, such as solving equations (discussed in Section 6.5) and finding eigenvalues (mentioned in the exercises for Section 5.2).

## THEOREM 12

## The QR Factorization

If  $A$  is an  $m \times n$  matrix with linearly independent columns, then  $A$  can be factored as  $A = QR$ , where  $Q$  is an  $m \times n$  matrix whose columns form an orthonormal basis for  $\text{Col } A$  and  $R$  is an  $n \times n$  upper triangular invertible matrix with positive entries on its diagonal.

**PROOF** The columns of  $A$  form a basis  $\{\mathbf{x}_1, \dots, \mathbf{x}_n\}$  for  $\text{Col } A$ . Construct an orthonormal basis  $\{\mathbf{u}_1, \dots, \mathbf{u}_n\}$  for  $W = \text{Col } A$  with property (1) in Theorem 11. This basis may be constructed by the Gram–Schmidt process or some other means. Let

$$Q = [\mathbf{u}_1 \quad \mathbf{u}_2 \quad \cdots \quad \mathbf{u}_n]$$

For  $k = 1, \dots, n$ ,  $\mathbf{x}_k$  is in  $\text{Span}\{\mathbf{x}_1, \dots, \mathbf{x}_k\} = \text{Span}\{\mathbf{u}_1, \dots, \mathbf{u}_k\}$ . So there are constants,  $r_{1k}, \dots, r_{kk}$ , such that

$$\mathbf{x}_k = r_{1k}\mathbf{u}_1 + \cdots + r_{kk}\mathbf{u}_k + 0 \cdot \mathbf{u}_{k+1} + \cdots + 0 \cdot \mathbf{u}_n$$

We may assume that  $r_{kk} \geq 0$ . (If  $r_{kk} < 0$ , multiply both  $r_{kk}$  and  $\mathbf{u}_k$  by  $-1$ .) This shows that  $\mathbf{x}_k$  is a linear combination of the columns of  $Q$  using as weights the entries in the vector

$$\mathbf{r}_k = \begin{bmatrix} r_{1k} \\ \vdots \\ r_{kk} \\ 0 \\ \vdots \\ 0 \end{bmatrix}$$

That is,  $\mathbf{x}_k = Q\mathbf{r}_k$  for  $k = 1, \dots, n$ . Let  $R = [\mathbf{r}_1 \quad \cdots \quad \mathbf{r}_n]$ . Then

$$A = [\mathbf{x}_1 \quad \cdots \quad \mathbf{x}_n] = [Q\mathbf{r}_1 \quad \cdots \quad Q\mathbf{r}_n] = QR$$

The fact that  $R$  is invertible follows easily from the fact that the columns of  $A$  are linearly independent (Exercise 19). Since  $R$  is clearly upper triangular, its nonnegative diagonal entries must be positive. ■

**EXAMPLE 4** Find a QR factorization of  $A = \begin{bmatrix} 1 & 0 & 0 \\ 1 & 1 & 0 \\ 1 & 1 & 1 \\ 1 & 1 & 1 \end{bmatrix}$ .

**SOLUTION** The columns of  $A$  are the vectors  $\mathbf{x}_1$ ,  $\mathbf{x}_2$ , and  $\mathbf{x}_3$  in Example 2. An orthogonal basis for  $\text{Col } A = \text{Span}\{\mathbf{x}_1, \mathbf{x}_2, \mathbf{x}_3\}$  was found in that example:

$$\mathbf{v}_1 = \begin{bmatrix} 1 \\ 1 \\ 1 \\ 1 \end{bmatrix}, \quad \mathbf{v}'_2 = \begin{bmatrix} -3 \\ 1 \\ 1 \\ 1 \end{bmatrix}, \quad \mathbf{v}_3 = \begin{bmatrix} 0 \\ -2/\sqrt{3} \\ 1/\sqrt{3} \\ 1/\sqrt{3} \end{bmatrix}$$

To simplify the arithmetic that follows, scale  $\mathbf{v}_3$  by letting  $\mathbf{v}'_3 = 3\mathbf{v}_3$ . Then normalize the three vectors to obtain  $\mathbf{u}_1$ ,  $\mathbf{u}_2$ , and  $\mathbf{u}_3$ , and use these vectors as the columns of  $Q$ :

$$Q = \begin{bmatrix} 1/2 & -3/\sqrt{12} & 0 \\ 1/2 & 1/\sqrt{12} & -2/\sqrt{6} \\ 1/2 & 1/\sqrt{12} & 1/\sqrt{6} \\ 1/2 & 1/\sqrt{12} & 1/\sqrt{6} \end{bmatrix}$$

By construction, the first  $k$  columns of  $Q$  are an orthonormal basis of  $\text{Span}\{\mathbf{x}_1, \dots, \mathbf{x}_k\}$ . From the proof of Theorem 12,  $A = QR$  for some  $R$ . To find  $R$ , observe that  $Q^T Q = I$ , because the columns of  $Q$  are orthonormal. Hence

$$Q^T A = Q^T (QR) = IR = R$$

and

$$\begin{aligned} R &= \begin{bmatrix} 1/2 & 1/2 & 1/2 & 1/2 \\ -3/\sqrt{12} & 1/\sqrt{12} & 1/\sqrt{12} & 1/\sqrt{12} \\ 0 & -2/\sqrt{6} & 1/\sqrt{6} & 1/\sqrt{6} \end{bmatrix} \begin{bmatrix} 1 & 0 & 0 \\ 1 & 1 & 0 \\ 1 & 1 & 1 \\ 1 & 1 & 1 \end{bmatrix} \\ &= \begin{bmatrix} 2 & 3/2 & 1 \\ 0 & 3/\sqrt{12} & 2/\sqrt{12} \\ 0 & 0 & 2/\sqrt{6} \end{bmatrix} \end{aligned}$$

### NUMERICAL NOTES

1. When the Gram–Schmidt process is run on a computer, roundoff error can build up as the vectors  $\mathbf{u}_k$  are calculated, one by one. For  $j$  and  $k$  large but unequal, the inner products  $\mathbf{u}_j^T \mathbf{u}_k$  may not be sufficiently close to zero. This loss of orthogonality can be reduced substantially by rearranging the order of the calculations.<sup>1</sup> However, a different computer-based QR factorization is usually preferred to this modified Gram–Schmidt method because it yields a more accurate orthonormal basis, even though the factorization requires about twice as much arithmetic.
2. To produce a QR factorization of a matrix  $A$ , a computer program usually left-multiplies  $A$  by a sequence of orthogonal matrices until  $A$  is transformed into an upper triangular matrix. This construction is analogous to the left-multiplication by elementary matrices that produces an LU factorization of  $A$ .

### PRACTICE PROBLEM

Let  $W = \text{Span}\{\mathbf{x}_1, \mathbf{x}_2\}$ , where  $\mathbf{x}_1 = \begin{bmatrix} 1 \\ 1 \\ 1 \end{bmatrix}$  and  $\mathbf{x}_2 = \begin{bmatrix} 1/3 \\ 1/3 \\ -2/3 \end{bmatrix}$ . Construct an orthonormal basis for  $W$ .

## 6.4 EXERCISES

In Exercises 1–6, the given set is a basis for a subspace  $W$ . Use the Gram–Schmidt process to produce an orthogonal basis for  $W$ .

1.  $\begin{bmatrix} 3 \\ 0 \\ -1 \end{bmatrix}, \begin{bmatrix} 8 \\ 5 \\ -6 \end{bmatrix}$

2.  $\begin{bmatrix} 0 \\ 4 \\ 2 \end{bmatrix}, \begin{bmatrix} 5 \\ 6 \\ -7 \end{bmatrix}$

3.  $\begin{bmatrix} 2 \\ -5 \\ 1 \end{bmatrix}, \begin{bmatrix} 4 \\ -1 \\ 2 \end{bmatrix}$

4.  $\begin{bmatrix} 3 \\ -4 \\ 5 \end{bmatrix}, \begin{bmatrix} -3 \\ 14 \\ -7 \end{bmatrix}$

5.  $\begin{bmatrix} 1 \\ -4 \\ 0 \\ 1 \end{bmatrix}, \begin{bmatrix} 7 \\ -7 \\ -4 \\ 1 \end{bmatrix}$

6.  $\begin{bmatrix} 3 \\ -1 \\ 2 \\ -1 \end{bmatrix}, \begin{bmatrix} -5 \\ 9 \\ -9 \\ 3 \end{bmatrix}$

<sup>1</sup>See *Fundamentals of Matrix Computations*, by David S. Watkins (New York: John Wiley & Sons, 1991), pp. 167–180.

7. Find an orthonormal basis of the subspace spanned by the vectors in Exercise 3.
8. Find an orthonormal basis of the subspace spanned by the vectors in Exercise 4.

Find an orthogonal basis for the column space of each matrix in Exercises 9–12.

$$9. \begin{bmatrix} 3 & -5 & 1 \\ 1 & 1 & 1 \\ -1 & 5 & -2 \\ 3 & -7 & 8 \end{bmatrix} \quad 10. \begin{bmatrix} -1 & 6 & 6 \\ 3 & -8 & 3 \\ 1 & -2 & 6 \\ 1 & -4 & -3 \end{bmatrix}$$

$$11. \begin{bmatrix} 1 & 2 & 5 \\ -1 & 1 & -4 \\ -1 & 4 & -3 \\ 1 & -4 & 7 \\ 1 & 2 & 1 \end{bmatrix} \quad 12. \begin{bmatrix} 1 & 3 & 5 \\ -1 & -3 & 1 \\ 0 & 2 & 3 \\ 1 & 5 & 2 \\ 1 & 5 & 8 \end{bmatrix}$$

In Exercises 13 and 14, the columns of  $Q$  were obtained by applying the Gram–Schmidt process to the columns of  $A$ . Find an upper triangular matrix  $R$  such that  $A = QR$ . Check your work.

$$13. A = \begin{bmatrix} 5 & 9 \\ 1 & 7 \\ -3 & -5 \\ 1 & 5 \end{bmatrix}, Q = \begin{bmatrix} 5/6 & -1/6 \\ 1/6 & 5/6 \\ -3/6 & 1/6 \\ 1/6 & 3/6 \end{bmatrix}$$

$$14. A = \begin{bmatrix} -2 & 3 \\ 5 & 7 \\ 2 & -2 \\ 4 & 6 \end{bmatrix}, Q = \begin{bmatrix} -2/7 & 5/7 \\ 5/7 & 2/7 \\ 2/7 & -4/7 \\ 4/7 & 2/7 \end{bmatrix}$$

15. Find a QR factorization of the matrix in Exercise 11.
16. Find a QR factorization of the matrix in Exercise 12.

In Exercises 17 and 18, all vectors and subspaces are in  $\mathbb{R}^n$ . Mark each statement True or False. Justify each answer.

17. a. If  $\{\mathbf{v}_1, \mathbf{v}_2, \mathbf{v}_3\}$  is an orthogonal basis for  $W$ , then multiplying  $\mathbf{v}_3$  by a scalar  $c$  gives a new orthogonal basis  $\{\mathbf{v}_1, \mathbf{v}_2, c\mathbf{v}_3\}$ .
- b. The Gram–Schmidt process produces from a linearly independent set  $\{\mathbf{x}_1, \dots, \mathbf{x}_p\}$  an orthogonal set  $\{\mathbf{v}_1, \dots, \mathbf{v}_p\}$  with the property that for each  $k$ , the vectors  $\mathbf{v}_1, \dots, \mathbf{v}_k$  span the same subspace as that spanned by  $\mathbf{x}_1, \dots, \mathbf{x}_k$ .
- c. If  $A = QR$ , where  $Q$  has orthonormal columns, then  $R = Q^T A$ .
18. a. If  $W = \text{Span}\{\mathbf{x}_1, \mathbf{x}_2, \mathbf{x}_3\}$  with  $\{\mathbf{x}_1, \mathbf{x}_2, \mathbf{x}_3\}$  linearly independent, and if  $\{\mathbf{v}_1, \mathbf{v}_2, \mathbf{v}_3\}$  is an orthogonal set in  $W$ , then  $\{\mathbf{v}_1, \mathbf{v}_2, \mathbf{v}_3\}$  is a basis for  $W$ .
- b. If  $\mathbf{x}$  is not in a subspace  $W$ , then  $\mathbf{x} - \text{proj}_W \mathbf{x}$  is not zero.
- c. In a QR factorization, say  $A = QR$  (when  $A$  has linearly independent columns), the columns of  $Q$  form an orthonormal basis for the column space of  $A$ .

19. Suppose  $A = QR$ , where  $Q$  is  $m \times n$  and  $R$  is  $n \times n$ . Show that if the columns of  $A$  are linearly independent, then  $R$  must be invertible. [Hint: Study the equation  $R\mathbf{x} = \mathbf{0}$  and use the fact that  $A = QR$ .]
20. Suppose  $A = QR$ , where  $R$  is an invertible matrix. Show that  $A$  and  $Q$  have the same column space. [Hint: Given  $\mathbf{y}$  in  $\text{Col } A$ , show that  $\mathbf{y} = Q\mathbf{x}$  for some  $\mathbf{x}$ . Also, given  $\mathbf{y}$  in  $\text{Col } Q$ , show that  $\mathbf{y} = A\mathbf{x}$  for some  $\mathbf{x}$ .]
21. Given  $A = QR$  as in Theorem 12, describe how to find an orthogonal  $m \times m$  (square) matrix  $Q_1$  and an invertible  $n \times n$  upper triangular matrix  $R$  such that

$$A = Q_1 \begin{bmatrix} R \\ 0 \end{bmatrix}$$

The MATLAB `qr` command supplies this “full” QR factorization when  $\text{rank } A = n$ .

22. Let  $\mathbf{u}_1, \dots, \mathbf{u}_p$  be an orthogonal basis for a subspace  $W$  of  $\mathbb{R}^n$ , and let  $T : \mathbb{R}^n \rightarrow \mathbb{R}^n$  be defined by  $T(\mathbf{x}) = \text{proj}_W \mathbf{x}$ . Show that  $T$  is a linear transformation.
23. Suppose  $A = QR$  is a QR factorization of an  $m \times n$  matrix  $A$  (with linearly independent columns). Partition  $A$  as  $[A_1 \ A_2]$ , where  $A_1$  has  $p$  columns. Show how to obtain a QR factorization of  $A_1$ , and explain why your factorization has the appropriate properties.
24. [M] Use the Gram–Schmidt process as in Example 2 to produce an orthogonal basis for the column space of

$$A = \begin{bmatrix} -10 & 13 & 7 & -11 \\ 2 & 1 & -5 & 3 \\ -6 & 3 & 13 & -3 \\ 16 & -16 & -2 & 5 \\ 2 & 1 & -5 & -7 \end{bmatrix}$$

25. [M] Use the method in this section to produce a QR factorization of the matrix in Exercise 24.
26. [M] For a matrix program, the Gram–Schmidt process works better with orthonormal vectors. Starting with  $\mathbf{x}_1, \dots, \mathbf{x}_p$  as in Theorem 11, let  $A = [\mathbf{x}_1 \ \dots \ \mathbf{x}_p]$ . Suppose  $Q$  is an  $n \times k$  matrix whose columns form an orthonormal basis for the subspace  $W_k$  spanned by the first  $k$  columns of  $A$ . Then for  $\mathbf{x}$  in  $\mathbb{R}^n$ ,  $QQ^T \mathbf{x}$  is the orthogonal projection of  $\mathbf{x}$  onto  $W_k$  (Theorem 10 in Section 6.3). If  $\mathbf{x}_{k+1}$  is the next column of  $A$ , then equation (2) in the proof of Theorem 11 becomes

$$\mathbf{v}_{k+1} = \mathbf{x}_{k+1} - Q(Q^T \mathbf{x}_{k+1})$$

(The parentheses above reduce the number of arithmetic operations.) Let  $\mathbf{u}_{k+1} = \mathbf{v}_{k+1}/\|\mathbf{v}_{k+1}\|$ . The new  $Q$  for the next step is  $[Q \ \mathbf{u}_{k+1}]$ . Use this procedure to compute the QR factorization of the matrix in Exercise 24. Write the keystrokes or commands you use.

**WEB**

## SOLUTION TO PRACTICE PROBLEM

Let  $\mathbf{v}_1 = \mathbf{x}_1 = \begin{bmatrix} 1 \\ 1 \\ 1 \end{bmatrix}$  and  $\mathbf{v}_2 = \mathbf{x}_2 - \frac{\mathbf{x}_2 \cdot \mathbf{v}_1}{\mathbf{v}_1 \cdot \mathbf{v}_1} \mathbf{v}_1 = \mathbf{x}_2 - 0\mathbf{v}_1 = \mathbf{x}_2$ . So  $\{\mathbf{x}_1, \mathbf{x}_2\}$  is already orthogonal. All that is needed is to normalize the vectors. Let

$$\mathbf{u}_1 = \frac{1}{\|\mathbf{v}_1\|} \mathbf{v}_1 = \frac{1}{\sqrt{3}} \begin{bmatrix} 1 \\ 1 \\ 1 \end{bmatrix} = \begin{bmatrix} 1/\sqrt{3} \\ 1/\sqrt{3} \\ 1/\sqrt{3} \end{bmatrix}$$

Instead of normalizing  $\mathbf{v}_2$  directly, normalize  $\mathbf{v}'_2 = 3\mathbf{v}_2$  instead:

$$\mathbf{u}_2 = \frac{1}{\|\mathbf{v}'_2\|} \mathbf{v}'_2 = \frac{1}{\sqrt{1^2 + 1^2 + (-2)^2}} \begin{bmatrix} 1 \\ 1 \\ -2 \end{bmatrix} = \begin{bmatrix} 1/\sqrt{6} \\ 1/\sqrt{6} \\ -2/\sqrt{6} \end{bmatrix}$$

Then  $\{\mathbf{u}_1, \mathbf{u}_2\}$  is an orthonormal basis for  $W$ .

## 6.5 LEAST-SQUARES PROBLEMS

The chapter's introductory example described a massive problem  $A\mathbf{x} = \mathbf{b}$  that had no solution. Inconsistent systems arise often in applications, though usually not with such an enormous coefficient matrix. When a solution is demanded and none exists, the best one can do is to find an  $\mathbf{x}$  that makes  $A\mathbf{x}$  as close as possible to  $\mathbf{b}$ .

Think of  $A\mathbf{x}$  as an *approximation* to  $\mathbf{b}$ . The smaller the distance between  $\mathbf{b}$  and  $A\mathbf{x}$ , given by  $\|\mathbf{b} - A\mathbf{x}\|$ , the better the approximation. The **general least-squares problem** is to find an  $\mathbf{x}$  that makes  $\|\mathbf{b} - A\mathbf{x}\|$  as small as possible. The adjective “least-squares” arises from the fact that  $\|\mathbf{b} - A\mathbf{x}\|$  is the square root of a sum of squares.

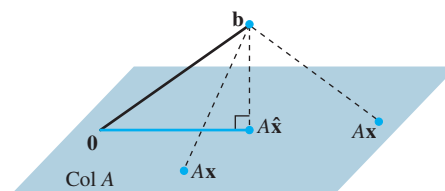
## DEFINITION

If  $A$  is  $m \times n$  and  $\mathbf{b}$  is in  $\mathbb{R}^m$ , a **least-squares solution** of  $A\mathbf{x} = \mathbf{b}$  is an  $\hat{\mathbf{x}}$  in  $\mathbb{R}^n$  such that

$$\|\mathbf{b} - A\hat{\mathbf{x}}\| \leq \|\mathbf{b} - A\mathbf{x}\|$$

for all  $\mathbf{x}$  in  $\mathbb{R}^n$ .

The most important aspect of the least-squares problem is that no matter what  $\mathbf{x}$  we select, the vector  $A\mathbf{x}$  will necessarily be in the column space,  $\text{Col } A$ . So we seek an  $\mathbf{x}$  that makes  $A\mathbf{x}$  the closest point in  $\text{Col } A$  to  $\mathbf{b}$ . See Fig. 1. (Of course, if  $\mathbf{b}$  happens to be in  $\text{Col } A$ , then  $\mathbf{b}$  is  $A\mathbf{x}$  for some  $\mathbf{x}$ , and such an  $\mathbf{x}$  is a “least-squares solution.”)



**FIGURE 1** The vector  $\mathbf{b}$  is closer to  $A\hat{\mathbf{x}}$  than to  $A\mathbf{x}$  for other  $\mathbf{x}$ .



## Solution of the General Least-Squares Problem

Given  $A$  and  $\mathbf{b}$  as above, apply the Best Approximation Theorem in Section 6.3 to the subspace  $\text{Col } A$ . Let

$$\hat{\mathbf{b}} = \text{proj}_{\text{Col } A} \mathbf{b}$$

Because  $\hat{\mathbf{b}}$  is in the column space of  $A$ , the equation  $A\mathbf{x} = \hat{\mathbf{b}}$  is consistent, and there is an  $\hat{\mathbf{x}}$  in  $\mathbb{R}^n$  such that

$$A\hat{\mathbf{x}} = \hat{\mathbf{b}} \quad (1)$$

Since  $\hat{\mathbf{b}}$  is the closest point in  $\text{Col } A$  to  $\mathbf{b}$ , a vector  $\hat{\mathbf{x}}$  is a least-squares solution of  $A\mathbf{x} = \mathbf{b}$  if and only if  $\hat{\mathbf{x}}$  satisfies (1). Such an  $\hat{\mathbf{x}}$  in  $\mathbb{R}^n$  is a list of weights that will build  $\hat{\mathbf{b}}$  out of the columns of  $A$ . See Fig. 2. [There are many solutions of (1) if the equation has free variables.]

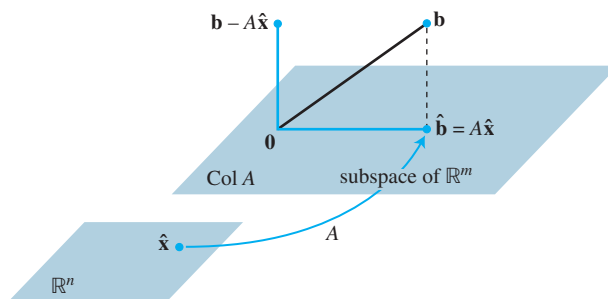


FIGURE 2 The least-squares solution  $\hat{\mathbf{x}}$  is in  $\mathbb{R}^n$ .

Suppose  $\hat{\mathbf{x}}$  satisfies  $A\hat{\mathbf{x}} = \hat{\mathbf{b}}$ . By the Orthogonal Decomposition Theorem in Section 6.3, the projection  $\hat{\mathbf{b}}$  has the property that  $\mathbf{b} - \hat{\mathbf{b}}$  is orthogonal to  $\text{Col } A$ , so  $\mathbf{b} - A\hat{\mathbf{x}}$  is orthogonal to each column of  $A$ . If  $\mathbf{a}_j$  is any column of  $A$ , then  $\mathbf{a}_j \cdot (\mathbf{b} - A\hat{\mathbf{x}}) = 0$ , and  $\mathbf{a}_j^T (\mathbf{b} - A\hat{\mathbf{x}}) = 0$ . Since each  $\mathbf{a}_j^T$  is a row of  $A^T$ ,

$$A^T (\mathbf{b} - A\hat{\mathbf{x}}) = \mathbf{0} \quad (2)$$

(This equation also follows from Theorem 3 in Section 6.1.) Thus

$$\begin{aligned} A^T \mathbf{b} - A^T A \hat{\mathbf{x}} &= \mathbf{0} \\ A^T A \hat{\mathbf{x}} &= A^T \mathbf{b} \end{aligned}$$

These calculations show that each least-squares solution of  $A\mathbf{x} = \mathbf{b}$  satisfies the equation

$$A^T A \mathbf{x} = A^T \mathbf{b} \quad (3)$$

The matrix equation (3) represents a system of equations called the **normal equations** for  $A\mathbf{x} = \mathbf{b}$ . A solution of (3) is often denoted by  $\hat{\mathbf{x}}$ .

### THEOREM 13

The set of least-squares solutions of  $A\mathbf{x} = \mathbf{b}$  coincides with the nonempty set of solutions of the normal equations  $A^T A \mathbf{x} = A^T \mathbf{b}$ .

**PROOF** As shown above, the set of least-squares solutions is nonempty and each least-squares solution  $\hat{\mathbf{x}}$  satisfies the normal equations. Conversely, suppose  $\hat{\mathbf{x}}$  satisfies  $A^T A \hat{\mathbf{x}} = A^T \mathbf{b}$ . Then  $\hat{\mathbf{x}}$  satisfies (2) above, which shows that  $\mathbf{b} - A\hat{\mathbf{x}}$  is orthogonal to the

rows of  $A^T$  and hence is orthogonal to the columns of  $A$ . Since the columns of  $A$  span  $\text{Col } A$ , the vector  $\mathbf{b} - A\hat{\mathbf{x}}$  is orthogonal to all of  $\text{Col } A$ . Hence the equation

$$\mathbf{b} = A\hat{\mathbf{x}} + (\mathbf{b} - A\hat{\mathbf{x}})$$

is a decomposition of  $\mathbf{b}$  into the sum of a vector in  $\text{Col } A$  and a vector orthogonal to  $\text{Col } A$ . By the uniqueness of the orthogonal decomposition,  $A\hat{\mathbf{x}}$  must be the orthogonal projection of  $\mathbf{b}$  onto  $\text{Col } A$ . That is,  $A\hat{\mathbf{x}} = \hat{\mathbf{b}}$ , and  $\hat{\mathbf{x}}$  is a least-squares solution. ■

**EXAMPLE 1** Find a least-squares solution of the inconsistent system  $A\mathbf{x} = \mathbf{b}$  for

$$A = \begin{bmatrix} 4 & 0 \\ 0 & 2 \\ 1 & 1 \end{bmatrix}, \quad \mathbf{b} = \begin{bmatrix} 2 \\ 0 \\ 11 \end{bmatrix}$$

**SOLUTION** To use normal equations (3), compute:

$$A^T A = \begin{bmatrix} 4 & 0 & 1 \\ 0 & 2 & 1 \end{bmatrix} \begin{bmatrix} 4 & 0 \\ 0 & 2 \\ 1 & 1 \end{bmatrix} = \begin{bmatrix} 17 & 1 \\ 1 & 5 \end{bmatrix}$$

$$A^T \mathbf{b} = \begin{bmatrix} 4 & 0 & 1 \\ 0 & 2 & 1 \end{bmatrix} \begin{bmatrix} 2 \\ 0 \\ 11 \end{bmatrix} = \begin{bmatrix} 19 \\ 11 \end{bmatrix}$$

Then the equation  $A^T A \mathbf{x} = A^T \mathbf{b}$  becomes

$$\begin{bmatrix} 17 & 1 \\ 1 & 5 \end{bmatrix} \begin{bmatrix} x_1 \\ x_2 \end{bmatrix} = \begin{bmatrix} 19 \\ 11 \end{bmatrix}$$

Row operations can be used to solve this system, but since  $A^T A$  is invertible and  $2 \times 2$ , it is probably faster to compute

$$(A^T A)^{-1} = \frac{1}{84} \begin{bmatrix} 5 & -1 \\ -1 & 17 \end{bmatrix}$$

and then to solve  $A^T A \mathbf{x} = A^T \mathbf{b}$  as

$$\begin{aligned} \hat{\mathbf{x}} &= (A^T A)^{-1} A^T \mathbf{b} \\ &= \frac{1}{84} \begin{bmatrix} 5 & -1 \\ -1 & 17 \end{bmatrix} \begin{bmatrix} 19 \\ 11 \end{bmatrix} = \frac{1}{84} \begin{bmatrix} 84 \\ 168 \end{bmatrix} = \begin{bmatrix} 1 \\ 2 \end{bmatrix} \end{aligned}$$

In many calculations,  $A^T A$  is invertible, but this is not always the case. The next example involves a matrix of the sort that appears in what are called *analysis of variance* problems in statistics.

**EXAMPLE 2** Find a least-squares solution of  $A\mathbf{x} = \mathbf{b}$  for

$$A = \begin{bmatrix} 1 & 1 & 0 & 0 \\ 1 & 1 & 0 & 0 \\ 1 & 0 & 1 & 0 \\ 1 & 0 & 1 & 0 \\ 1 & 0 & 0 & 1 \\ 1 & 0 & 0 & 1 \end{bmatrix}, \quad \mathbf{b} = \begin{bmatrix} -3 \\ -1 \\ 0 \\ 2 \\ 5 \\ 1 \end{bmatrix}$$

**SOLUTION** Compute

$$A^T A = \begin{bmatrix} 1 & 1 & 1 & 1 & 1 & 1 \\ 1 & 1 & 0 & 0 & 0 & 0 \\ 0 & 0 & 1 & 1 & 0 & 0 \\ 0 & 0 & 0 & 0 & 1 & 1 \end{bmatrix} \begin{bmatrix} 1 & 1 & 0 & 0 \\ 1 & 1 & 0 & 0 \\ 1 & 0 & 1 & 0 \\ 1 & 0 & 1 & 0 \\ 1 & 0 & 0 & 1 \\ 1 & 0 & 0 & 1 \end{bmatrix} = \begin{bmatrix} 6 & 2 & 2 & 2 \\ 2 & 2 & 0 & 0 \\ 2 & 0 & 2 & 0 \\ 2 & 0 & 0 & 2 \end{bmatrix}$$

$$A^T \mathbf{b} = \begin{bmatrix} 1 & 1 & 1 & 1 & 1 & 1 \\ 1 & 1 & 0 & 0 & 0 & 0 \\ 0 & 0 & 1 & 1 & 0 & 0 \\ 0 & 0 & 0 & 0 & 1 & 1 \end{bmatrix} \begin{bmatrix} -3 \\ -1 \\ 0 \\ 2 \\ 5 \\ 1 \end{bmatrix} = \begin{bmatrix} 4 \\ -4 \\ 2 \\ 6 \end{bmatrix}$$

The augmented matrix for  $A^T A \mathbf{x} = A^T \mathbf{b}$  is

$$\begin{bmatrix} 6 & 2 & 2 & 2 & 4 \\ 2 & 2 & 0 & 0 & -4 \\ 2 & 0 & 2 & 0 & 2 \\ 2 & 0 & 0 & 2 & 6 \end{bmatrix} \sim \begin{bmatrix} 1 & 0 & 0 & 1 & 3 \\ 0 & 1 & 0 & -1 & -5 \\ 0 & 0 & 1 & -1 & -2 \\ 0 & 0 & 0 & 0 & 0 \end{bmatrix}$$

The general solution is  $x_1 = 3 - x_4$ ,  $x_2 = -5 + x_4$ ,  $x_3 = -2 + x_4$ , and  $x_4$  is free. So the general least-squares solution of  $A\mathbf{x} = \mathbf{b}$  has the form

$$\hat{\mathbf{x}} = \begin{bmatrix} 3 \\ -5 \\ -2 \\ 0 \end{bmatrix} + x_4 \begin{bmatrix} -1 \\ 1 \\ 1 \\ 1 \end{bmatrix}$$

The next theorem gives useful criteria for determining when there is only one least-squares solution of  $A\mathbf{x} = \mathbf{b}$ . (Of course, the orthogonal projection  $\hat{\mathbf{b}}$  is always unique.)

#### THEOREM 14

Let  $A$  be an  $m \times n$  matrix. The following statements are logically equivalent:

- The equation  $A\mathbf{x} = \mathbf{b}$  has a unique least-squares solution for each  $\mathbf{b}$  in  $\mathbb{R}^m$ .
- The columns of  $A$  are linearly independent.
- The matrix  $A^T A$  is invertible.

When these statements are true, the least-squares solution  $\hat{\mathbf{x}}$  is given by

$$\hat{\mathbf{x}} = (A^T A)^{-1} A^T \mathbf{b} \quad (4)$$

The main elements of a proof of Theorem 14 are outlined in Exercises 19–21, which also review concepts from Chapter 4. Formula (4) for  $\hat{\mathbf{x}}$  is useful mainly for theoretical purposes and for hand calculations when  $A^T A$  is a  $2 \times 2$  invertible matrix.

When a least-squares solution  $\hat{\mathbf{x}}$  is used to produce  $A\hat{\mathbf{x}}$  as an approximation to  $\mathbf{b}$ , the distance from  $\mathbf{b}$  to  $A\hat{\mathbf{x}}$  is called the **least-squares error** of this approximation.

**EXAMPLE 3** Given  $A$  and  $\mathbf{b}$  as in Example 1, determine the least-squares error in the least-squares solution of  $A\mathbf{x} = \mathbf{b}$ .

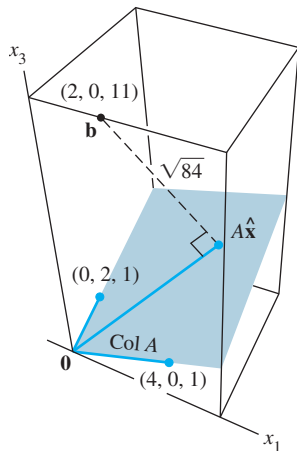


FIGURE 3

**SOLUTION** From Example 1,

$$\mathbf{b} = \begin{bmatrix} 2 \\ 0 \\ 11 \end{bmatrix} \quad \text{and} \quad A\hat{\mathbf{x}} = \begin{bmatrix} 4 & 0 \\ 0 & 2 \\ 1 & 1 \end{bmatrix} \begin{bmatrix} 1 \\ 2 \end{bmatrix} = \begin{bmatrix} 4 \\ 4 \\ 3 \end{bmatrix}$$

Hence

$$\mathbf{b} - A\hat{\mathbf{x}} = \begin{bmatrix} 2 \\ 0 \\ 11 \end{bmatrix} - \begin{bmatrix} 4 \\ 4 \\ 3 \end{bmatrix} = \begin{bmatrix} -2 \\ -4 \\ 8 \end{bmatrix}$$

and

$$\|\mathbf{b} - A\hat{\mathbf{x}}\| = \sqrt{(-2)^2 + (-4)^2 + 8^2} = \sqrt{84}$$

The least-squares error is  $\sqrt{84}$ . For any  $\mathbf{x}$  in  $\mathbb{R}^2$ , the distance between  $\mathbf{b}$  and the vector  $A\mathbf{x}$  is at least  $\sqrt{84}$ . See Fig. 3. Note that the least-squares solution  $\hat{\mathbf{x}}$  itself does not appear in the figure. ■

## Alternative Calculations of Least-Squares Solutions

The next example shows how to find a least-squares solution of  $A\mathbf{x} = \mathbf{b}$  when the columns of  $A$  are orthogonal. Such matrices often appear in linear regression problems, discussed in the next section.

**EXAMPLE 4** Find a least-squares solution of  $A\mathbf{x} = \mathbf{b}$  for

$$A = \begin{bmatrix} 1 & -6 \\ 1 & -2 \\ 1 & 1 \\ 1 & 7 \end{bmatrix}, \quad \mathbf{b} = \begin{bmatrix} -1 \\ 2 \\ 1 \\ 6 \end{bmatrix}$$

**SOLUTION** Because the columns  $\mathbf{a}_1$  and  $\mathbf{a}_2$  of  $A$  are orthogonal, the orthogonal projection of  $\mathbf{b}$  onto  $\text{Col } A$  is given by

$$\begin{aligned} \hat{\mathbf{b}} &= \frac{\mathbf{b} \cdot \mathbf{a}_1}{\mathbf{a}_1 \cdot \mathbf{a}_1} \mathbf{a}_1 + \frac{\mathbf{b} \cdot \mathbf{a}_2}{\mathbf{a}_2 \cdot \mathbf{a}_2} \mathbf{a}_2 = \frac{8}{4} \mathbf{a}_1 + \frac{45}{90} \mathbf{a}_2 \\ &= \begin{bmatrix} 2 \\ 2 \\ 2 \\ 2 \end{bmatrix} + \begin{bmatrix} -3 \\ -1 \\ 1/2 \\ 7/2 \end{bmatrix} = \begin{bmatrix} -1 \\ 1 \\ 5/2 \\ 11/2 \end{bmatrix} \end{aligned} \quad (5)$$

Now that  $\hat{\mathbf{b}}$  is known, we can solve  $A\hat{\mathbf{x}} = \hat{\mathbf{b}}$ . But this is trivial, since we already know what weights to place on the columns of  $A$  to produce  $\hat{\mathbf{b}}$ . It is clear from (5) that

$$\hat{\mathbf{x}} = \begin{bmatrix} 8/4 \\ 45/90 \end{bmatrix} = \begin{bmatrix} 2 \\ 1/2 \end{bmatrix} \quad \blacksquare$$

In some cases, the normal equations for a least-squares problem can be *ill-conditioned*; that is, small errors in the calculations of the entries of  $A^T A$  can sometimes cause relatively large errors in the solution  $\hat{\mathbf{x}}$ . If the columns of  $A$  are linearly independent, the least-squares solution can often be computed more reliably through a QR factorization of  $A$  (described in Section 6.4).<sup>1</sup>

<sup>1</sup>The QR method is compared with the standard normal equation method in G. Golub and C. Van Loan, *Matrix Computations*, 3rd ed. (Baltimore: Johns Hopkins Press, 1996), pp. 230–231.

**THEOREM 15**

Given an  $m \times n$  matrix  $A$  with linearly independent columns, let  $A = QR$  be a QR factorization of  $A$  as in Theorem 12. Then, for each  $\mathbf{b}$  in  $\mathbb{R}^m$ , the equation  $A\mathbf{x} = \mathbf{b}$  has a unique least-squares solution, given by

$$\hat{\mathbf{x}} = R^{-1}Q^T\mathbf{b} \quad (6)$$

**PROOF** Let  $\hat{\mathbf{x}} = R^{-1}Q^T\mathbf{b}$ . Then

$$A\hat{\mathbf{x}} = QR\hat{\mathbf{x}} = QR(R^{-1}Q^T\mathbf{b}) = QQ^T\mathbf{b}$$

By Theorem 12, the columns of  $Q$  form an orthonormal basis for  $\text{Col } A$ . Hence, by Theorem 10,  $QQ^T\mathbf{b}$  is the orthogonal projection  $\hat{\mathbf{b}}$  of  $\mathbf{b}$  onto  $\text{Col } A$ . Then  $A\hat{\mathbf{x}} = \hat{\mathbf{b}}$ , which shows that  $\hat{\mathbf{x}}$  is a least-squares solution of  $A\mathbf{x} = \mathbf{b}$ . The uniqueness of  $\hat{\mathbf{x}}$  follows from Theorem 14. ■

**NUMERICAL NOTE**

Since  $R$  in Theorem 15 is upper triangular,  $\hat{\mathbf{x}}$  should be calculated as the exact solution of the equation

$$R\mathbf{x} = Q^T\mathbf{b} \quad (7)$$

It is much faster to solve (7) by back-substitution or row operations than to compute  $R^{-1}$  and use (6).

**EXAMPLE 5** Find the least-squares solution of  $A\mathbf{x} = \mathbf{b}$  for

$$A = \begin{bmatrix} 1 & 3 & 5 \\ 1 & 1 & 0 \\ 1 & 1 & 2 \\ 1 & 3 & 3 \end{bmatrix}, \quad \mathbf{b} = \begin{bmatrix} 3 \\ 5 \\ 7 \\ -3 \end{bmatrix}$$

**SOLUTION** The QR factorization of  $A$  can be obtained as in Section 6.4.

$$A = QR = \begin{bmatrix} 1/2 & 1/2 & 1/2 \\ 1/2 & -1/2 & -1/2 \\ 1/2 & -1/2 & 1/2 \\ 1/2 & 1/2 & -1/2 \end{bmatrix} \begin{bmatrix} 2 & 4 & 5 \\ 0 & 2 & 3 \\ 0 & 0 & 2 \end{bmatrix}$$

Then

$$Q^T\mathbf{b} = \begin{bmatrix} 1/2 & 1/2 & 1/2 & 1/2 \\ 1/2 & -1/2 & -1/2 & 1/2 \\ 1/2 & -1/2 & 1/2 & -1/2 \end{bmatrix} \begin{bmatrix} 3 \\ 5 \\ 7 \\ -3 \end{bmatrix} = \begin{bmatrix} 6 \\ -6 \\ 4 \end{bmatrix}$$

The least-squares solution  $\hat{\mathbf{x}}$  satisfies  $R\mathbf{x} = Q^T\mathbf{b}$ ; that is,

$$\begin{bmatrix} 2 & 4 & 5 \\ 0 & 2 & 3 \\ 0 & 0 & 2 \end{bmatrix} \begin{bmatrix} x_1 \\ x_2 \\ x_3 \end{bmatrix} = \begin{bmatrix} 6 \\ -6 \\ 4 \end{bmatrix}$$

This equation is solved easily and yields  $\hat{\mathbf{x}} = \begin{bmatrix} 10 \\ -6 \\ 2 \end{bmatrix}$ . ■

## PRACTICE PROBLEMS

- Let  $A = \begin{bmatrix} 1 & -3 & -3 \\ 1 & 5 & 1 \\ 1 & 7 & 2 \end{bmatrix}$  and  $\mathbf{b} = \begin{bmatrix} 5 \\ -3 \\ -5 \end{bmatrix}$ . Find a least-squares solution of  $A\mathbf{x} = \mathbf{b}$ , and compute the associated least-squares error.
- What can you say about the least-squares solution of  $A\mathbf{x} = \mathbf{b}$  when  $\mathbf{b}$  is orthogonal to the columns of  $A$ ?

## 6.5 EXERCISES

In Exercises 1–4, find a least-squares solution of  $A\mathbf{x} = \mathbf{b}$  by (a) constructing the normal equations for  $\hat{\mathbf{x}}$  and (b) solving for  $\hat{\mathbf{x}}$ .

$$1. A = \begin{bmatrix} -1 & 2 \\ 2 & -3 \\ -1 & 3 \end{bmatrix}, \mathbf{b} = \begin{bmatrix} 4 \\ 1 \\ 2 \end{bmatrix}$$

$$2. A = \begin{bmatrix} 2 & 1 \\ -2 & 0 \\ 2 & 3 \end{bmatrix}, \mathbf{b} = \begin{bmatrix} -5 \\ 8 \\ 1 \end{bmatrix}$$

$$3. A = \begin{bmatrix} 1 & -2 \\ -1 & 2 \\ 0 & 3 \\ 2 & 5 \end{bmatrix}, \mathbf{b} = \begin{bmatrix} 3 \\ 1 \\ -4 \\ 2 \end{bmatrix}$$

$$4. A = \begin{bmatrix} 1 & 3 \\ 1 & -1 \\ 1 & 1 \end{bmatrix}, \mathbf{b} = \begin{bmatrix} 5 \\ 1 \\ 0 \end{bmatrix}$$

In Exercises 5 and 6, describe all least-squares solutions of the equation  $A\mathbf{x} = \mathbf{b}$ .

$$5. A = \begin{bmatrix} 1 & 1 & 0 \\ 1 & 1 & 0 \\ 1 & 0 & 1 \\ 1 & 0 & 1 \end{bmatrix}, \mathbf{b} = \begin{bmatrix} 1 \\ 3 \\ 8 \\ 2 \end{bmatrix}$$

$$6. A = \begin{bmatrix} 1 & 1 & 0 \\ 1 & 1 & 0 \\ 1 & 1 & 0 \\ 1 & 0 & 1 \\ 1 & 0 & 1 \\ 1 & 0 & 1 \end{bmatrix}, \mathbf{b} = \begin{bmatrix} 7 \\ 2 \\ 3 \\ 6 \\ 5 \\ 4 \end{bmatrix}$$

7. Compute the least-squares error associated with the least-squares solution found in Exercise 3.

8. Compute the least-squares error associated with the least-squares solution found in Exercise 4.

In Exercises 9–12, find (a) the orthogonal projection of  $\mathbf{b}$  onto  $\text{Col } A$  and (b) a least-squares solution of  $A\mathbf{x} = \mathbf{b}$ .

$$9. A = \begin{bmatrix} 1 & 5 \\ 3 & 1 \\ -2 & 4 \end{bmatrix}, \mathbf{b} = \begin{bmatrix} 4 \\ -2 \\ -3 \end{bmatrix}$$

$$10. A = \begin{bmatrix} 1 & 2 \\ -1 & 4 \\ 1 & 2 \end{bmatrix}, \mathbf{b} = \begin{bmatrix} 3 \\ -1 \\ 5 \end{bmatrix}$$

$$11. A = \begin{bmatrix} 4 & 0 & 1 \\ 1 & -5 & 1 \\ 6 & 1 & 0 \\ 1 & -1 & -5 \end{bmatrix}, \mathbf{b} = \begin{bmatrix} 9 \\ 0 \\ 0 \\ 0 \end{bmatrix}$$

$$12. A = \begin{bmatrix} 1 & 1 & 0 \\ 1 & 0 & -1 \\ 0 & 1 & 1 \\ -1 & 1 & -1 \end{bmatrix}, \mathbf{b} = \begin{bmatrix} 2 \\ 5 \\ 6 \\ 6 \end{bmatrix}$$

13. Let  $A = \begin{bmatrix} 3 & 4 \\ -2 & 1 \\ 3 & 4 \end{bmatrix}$ ,  $\mathbf{b} = \begin{bmatrix} 11 \\ -9 \\ 5 \end{bmatrix}$ ,  $\mathbf{u} = \begin{bmatrix} 5 \\ -1 \end{bmatrix}$ , and  $\mathbf{v} = \begin{bmatrix} 5 \\ -2 \end{bmatrix}$ . Compute  $A\mathbf{u}$  and  $A\mathbf{v}$ , and compare them with  $\mathbf{b}$ . Could  $\mathbf{u}$  possibly be a least-squares solution of  $A\mathbf{x} = \mathbf{b}$ ? (Answer this without computing a least-squares solution.)

14. Let  $A = \begin{bmatrix} 2 & 1 \\ -3 & -4 \\ 3 & 2 \end{bmatrix}$ ,  $\mathbf{b} = \begin{bmatrix} 5 \\ 4 \\ 4 \end{bmatrix}$ ,  $\mathbf{u} = \begin{bmatrix} 4 \\ -5 \end{bmatrix}$ , and  $\mathbf{v} = \begin{bmatrix} 6 \\ -5 \end{bmatrix}$ . Compute  $A\mathbf{u}$  and  $A\mathbf{v}$ , and compare them with  $\mathbf{b}$ . Is it possible that at least one of  $\mathbf{u}$  or  $\mathbf{v}$  could be a least-squares solution of  $A\mathbf{x} = \mathbf{b}$ ? (Answer this without computing a least-squares solution.)

In Exercises 15 and 16, use the factorization  $A = QR$  to find the least-squares solution of  $A\mathbf{x} = \mathbf{b}$ .

$$15. A = \begin{bmatrix} 2 & 3 \\ 2 & 4 \\ 1 & 1 \end{bmatrix} = \begin{bmatrix} 2/3 & -1/3 \\ 2/3 & 2/3 \\ 1/3 & -2/3 \end{bmatrix} \begin{bmatrix} 3 & 5 \\ 0 & 1 \end{bmatrix}, \mathbf{b} = \begin{bmatrix} 7 \\ 3 \\ 1 \end{bmatrix}$$

$$16. A = \begin{bmatrix} 1 & -1 \\ 1 & 4 \\ 1 & -1 \\ 1 & 4 \end{bmatrix} = \begin{bmatrix} 1/2 & -1/2 \\ 1/2 & 1/2 \\ 1/2 & -1/2 \\ 1/2 & 1/2 \end{bmatrix} \begin{bmatrix} 2 & 3 \\ 0 & 5 \end{bmatrix}, \mathbf{b} = \begin{bmatrix} -1 \\ 6 \\ 5 \\ 7 \end{bmatrix}$$

In Exercises 17 and 18,  $A$  is an  $m \times n$  matrix and  $\mathbf{b}$  is in  $\mathbb{R}^m$ . Mark each statement True or False. Justify each answer.

17. a. The general least-squares problem is to find an  $\mathbf{x}$  that makes  $A\mathbf{x}$  as close as possible to  $\mathbf{b}$ .

- b. A least-squares solution of  $A\mathbf{x} = \mathbf{b}$  is a vector  $\hat{\mathbf{x}}$  that satisfies  $A\hat{\mathbf{x}} = \hat{\mathbf{b}}$ , where  $\hat{\mathbf{b}}$  is the orthogonal projection of  $\mathbf{b}$  onto  $\text{Col } A$ .
- c. A least-squares solution of  $A\mathbf{x} = \mathbf{b}$  is a vector  $\hat{\mathbf{x}}$  such that  $\|\mathbf{b} - A\hat{\mathbf{x}}\| \leq \|\mathbf{b} - A\mathbf{x}\|$  for all  $\mathbf{x}$  in  $\mathbb{R}^n$ .
- d. Any solution of  $A^T A\mathbf{x} = A^T \mathbf{b}$  is a least-squares solution of  $A\mathbf{x} = \mathbf{b}$ .
- e. If the columns of  $A$  are linearly independent, then the equation  $A\mathbf{x} = \mathbf{b}$  has exactly one least-squares solution.
18. a. If  $\mathbf{b}$  is in the column space of  $A$ , then every solution of  $A\mathbf{x} = \mathbf{b}$  is a least-squares solution.
- b. The least-squares solution of  $A\mathbf{x} = \mathbf{b}$  is the point in the column space of  $A$  closest to  $\mathbf{b}$ .
- c. A least-squares solution of  $A\mathbf{x} = \mathbf{b}$  is a list of weights that, when applied to the columns of  $A$ , produces the orthogonal projection of  $\mathbf{b}$  onto  $\text{Col } A$ .
- d. If  $\hat{\mathbf{x}}$  is a least-squares solution of  $A\mathbf{x} = \mathbf{b}$ , then  $\hat{\mathbf{x}} = (A^T A)^{-1} A^T \mathbf{b}$ .
- e. The normal equations always provide a reliable method for computing least-squares solutions.
- f. If  $A$  has a QR factorization, say  $A = QR$ , then the best way to find the least-squares solution of  $A\mathbf{x} = \mathbf{b}$  is to compute  $\hat{\mathbf{x}} = R^{-1} Q^T \mathbf{b}$ .
19. Let  $A$  be an  $m \times n$  matrix. Use the steps below to show that a vector  $\mathbf{x}$  in  $\mathbb{R}^n$  satisfies  $A\mathbf{x} = \mathbf{0}$  if and only if  $A^T A\mathbf{x} = \mathbf{0}$ . This will show that  $\text{Nul } A = \text{Nul } A^T A$ .
- a. Show that if  $A\mathbf{x} = \mathbf{0}$ , then  $A^T A\mathbf{x} = \mathbf{0}$ .
- b. Suppose  $A^T A\mathbf{x} = \mathbf{0}$ . Explain why  $\mathbf{x}^T A^T A\mathbf{x} = 0$ , and use this to show that  $A\mathbf{x} = \mathbf{0}$ .
20. Let  $A$  be an  $m \times n$  matrix such that  $A^T A$  is invertible. Show that the columns of  $A$  are linearly independent. [*Careful:* You may not assume that  $A$  is invertible; it may not even be square.]
21. Let  $A$  be an  $m \times n$  matrix whose columns are linearly independent. [*Careful:*  $A$  need not be square.]
- a. Use Exercise 19 to show that  $A^T A$  is an invertible matrix.
- b. Explain why  $A$  must have at least as many rows as columns.
- c. Determine the rank of  $A$ .
22. Use Exercise 19 to show that  $\text{rank } A^T A = \text{rank } A$ . [*Hint:* How many columns does  $A^T A$  have? How is this connected with the rank of  $A^T A$ ?
23. Suppose  $A$  is  $m \times n$  with linearly independent columns and  $\mathbf{b}$  is in  $\mathbb{R}^m$ . Use the normal equations to produce a formula for  $\hat{\mathbf{b}}$ , the projection of  $\mathbf{b}$  onto  $\text{Col } A$ . [*Hint:* Find  $\hat{\mathbf{x}}$  first. The formula does not require an orthogonal basis for  $\text{Col } A$ .]

24. Find a formula for the least-squares solution of  $A\mathbf{x} = \mathbf{b}$  when the columns of  $A$  are orthonormal.

25. Describe all least-squares solutions of the system

$$x + y = 2$$

$$x + y = 4$$

26. [M] Example 3 in Section 4.8 displayed a low-pass linear filter that changed a signal  $\{y_k\}$  into  $\{y_{k+1}\}$  and changed a higher-frequency signal  $\{w_k\}$  into the zero signal, where  $y_k = \cos(\pi k/4)$  and  $w_k = \cos(3\pi k/4)$ . The following calculations will design a filter with approximately those properties. The filter equation is

$$a_0 y_{k+2} + a_1 y_{k+1} + a_2 y_k = z_k \quad \text{for all } k \quad (8)$$

Because the signals are periodic, with period 8, it suffices to study equation (8) for  $k = 0, \dots, 7$ . The action on the two signals described above translates into two sets of eight equations, shown below:

$$\begin{array}{l} k=0 \\ k=1 \\ \vdots \\ k=7 \end{array} \begin{array}{ccc} y_{k+2} & y_{k+1} & y_k \\ \left[ \begin{array}{ccc} 0 & .7 & 1 \\ -.7 & 0 & .7 \\ -1 & -.7 & 0 \\ -.7 & -1 & -.7 \\ 0 & -.7 & -1 \\ .7 & 0 & -.7 \\ 1 & .7 & 0 \\ .7 & 1 & .7 \end{array} \right] \end{array} \begin{array}{l} \left[ \begin{array}{l} a_0 \\ a_1 \\ a_2 \end{array} \right] \end{array} = \begin{array}{l} \left[ \begin{array}{l} .7 \\ 0 \\ -.7 \\ -1 \\ -.7 \\ 0 \\ .7 \\ 1 \end{array} \right] \end{array}$$

$$\begin{array}{l} k=0 \\ k=1 \\ \vdots \\ k=7 \end{array} \begin{array}{ccc} w_{k+2} & w_{k+1} & w_k \\ \left[ \begin{array}{ccc} 0 & -.7 & 1 \\ .7 & 0 & -.7 \\ -1 & .7 & 0 \\ .7 & -1 & .7 \\ 0 & .7 & -1 \\ -.7 & 0 & .7 \\ 1 & -.7 & 0 \\ -.7 & 1 & -.7 \end{array} \right] \end{array} \begin{array}{l} \left[ \begin{array}{l} a_0 \\ a_1 \\ a_2 \end{array} \right] \end{array} = \begin{array}{l} \left[ \begin{array}{l} 0 \\ 0 \\ 0 \\ 0 \\ 0 \\ 0 \\ 0 \\ 0 \end{array} \right] \end{array}$$

Write an equation  $A\mathbf{x} = \mathbf{b}$ , where  $A$  is a  $16 \times 3$  matrix formed from the two coefficient matrices above and where  $\mathbf{b}$  in  $\mathbb{R}^{16}$  is formed from the two right sides of the equations. Find  $a_0$ ,  $a_1$ , and  $a_2$  given by the least-squares solution of  $A\mathbf{x} = \mathbf{b}$ . (The .7 in the data above was used as an approximation for  $\sqrt{2}/2$ , to illustrate how a typical computation in an applied problem might proceed. If .707 were used instead, the resulting filter coefficients would agree to at least seven decimal places with  $\sqrt{2}/4$ ,  $1/2$ , and  $\sqrt{2}/4$ , the values produced by exact arithmetic calculations.)

**WEB**

## SOLUTIONS TO PRACTICE PROBLEMS

1. First, compute

$$A^T A = \begin{bmatrix} 1 & 1 & 1 \\ -3 & 5 & 7 \\ -3 & 1 & 2 \end{bmatrix} \begin{bmatrix} 1 & -3 & -3 \\ 1 & 5 & 1 \\ 1 & 7 & 2 \end{bmatrix} = \begin{bmatrix} 3 & 9 & 0 \\ 9 & 83 & 28 \\ 0 & 28 & 14 \end{bmatrix}$$

$$A^T \mathbf{b} = \begin{bmatrix} 1 & 1 & 1 \\ -3 & 5 & 7 \\ -3 & 1 & 2 \end{bmatrix} \begin{bmatrix} 5 \\ -3 \\ -5 \end{bmatrix} = \begin{bmatrix} -3 \\ -65 \\ -28 \end{bmatrix}$$

Next, row reduce the augmented matrix for the normal equations,  $A^T A \mathbf{x} = A^T \mathbf{b}$ :

$$\left[ \begin{array}{cccc} 3 & 9 & 0 & -3 \\ 9 & 83 & 28 & -65 \\ 0 & 28 & 14 & -28 \end{array} \right] \sim \left[ \begin{array}{cccc} 1 & 3 & 0 & -1 \\ 0 & 56 & 28 & -56 \\ 0 & 28 & 14 & -28 \end{array} \right] \sim \dots \sim \left[ \begin{array}{cccc} 1 & 0 & -3/2 & 2 \\ 0 & 1 & 1/2 & -1 \\ 0 & 0 & 0 & 0 \end{array} \right]$$

The general least-squares solution is  $x_1 = 2 + \frac{3}{2}x_3$ ,  $x_2 = -1 - \frac{1}{2}x_3$ , with  $x_3$  free. For one specific solution, take  $x_3 = 0$  (for example), and get

$$\hat{\mathbf{x}} = \begin{bmatrix} 2 \\ -1 \\ 0 \end{bmatrix}$$

To find the least-squares error, compute

$$\hat{\mathbf{b}} = A\hat{\mathbf{x}} = \begin{bmatrix} 1 & -3 & -3 \\ 1 & 5 & 1 \\ 1 & 7 & 2 \end{bmatrix} \begin{bmatrix} 2 \\ -1 \\ 0 \end{bmatrix} = \begin{bmatrix} 5 \\ -3 \\ -5 \end{bmatrix}$$

It turns out that  $\hat{\mathbf{b}} = \mathbf{b}$ , so  $\|\mathbf{b} - \hat{\mathbf{b}}\| = 0$ . The least-squares error is zero because  $\mathbf{b}$  happens to be in Col  $A$ .

2. If  $\mathbf{b}$  is orthogonal to the columns of  $A$ , then the projection of  $\mathbf{b}$  onto the column space of  $A$  is  $\mathbf{0}$ . In this case, a least-squares solution  $\hat{\mathbf{x}}$  of  $A\mathbf{x} = \mathbf{b}$  satisfies  $A\hat{\mathbf{x}} = \mathbf{0}$ .

## 6.6 APPLICATIONS TO LINEAR MODELS

A common task in science and engineering is to analyze and understand relationships among several quantities that vary. This section describes a variety of situations in which data are used to build or verify a formula that predicts the value of one variable as a function of other variables. In each case, the problem will amount to solving a least-squares problem.

For easy application of the discussion to real problems that you may encounter later in your career, we choose notation that is commonly used in the statistical analysis of scientific and engineering data. Instead of  $A\mathbf{x} = \mathbf{b}$ , we write  $X\boldsymbol{\beta} = \mathbf{y}$  and refer to  $X$  as the **design matrix**,  $\boldsymbol{\beta}$  as the **parameter vector**, and  $\mathbf{y}$  as the **observation vector**.

## Least-Squares Lines

The simplest relation between two variables  $x$  and  $y$  is the linear equation  $y = \beta_0 + \beta_1 x$ .<sup>1</sup> Experimental data often produce points  $(x_1, y_1), \dots, (x_n, y_n)$  that,

<sup>1</sup>This notation is commonly used for least-squares lines instead of  $y = mx + b$ .



when graphed, seem to lie close to a line. We want to determine the parameters  $\beta_0$  and  $\beta_1$  that make the line as “close” to the points as possible.

Suppose  $\beta_0$  and  $\beta_1$  are fixed, and consider the line  $y = \beta_0 + \beta_1 x$  in Fig. 1. Corresponding to each data point  $(x_j, y_j)$  there is a point  $(x_j, \beta_0 + \beta_1 x_j)$  on the line with the same  $x$ -coordinate. We call  $y_j$  the *observed* value of  $y$  and  $\beta_0 + \beta_1 x_j$  the *predicted*  $y$ -value (determined by the line). The difference between an observed  $y$ -value and a predicted  $y$ -value is called a *residual*.

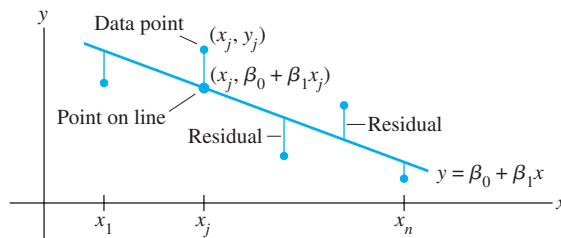


FIGURE 1 Fitting a line to experimental data.

There are several ways to measure how “close” the line is to the data. The usual choice (primarily because the mathematical calculations are simple) is to add the squares of the residuals. The **least-squares line** is the line  $y = \beta_0 + \beta_1 x$  that minimizes the sum of the squares of the residuals. This line is also called a **line of regression of  $y$  on  $x$** , because any errors in the data are assumed to be only in the  $y$ -coordinates. The coefficients  $\beta_0, \beta_1$  of the line are called (linear) **regression coefficients**.<sup>2</sup>

If the data points were on the line, the parameters  $\beta_0$  and  $\beta_1$  would satisfy the equations

Predicted y-value	=	Observed y-value
$\beta_0 + \beta_1 x_1$	=	$y_1$
$\beta_0 + \beta_1 x_2$	=	$y_2$
$\vdots$		$\vdots$
$\beta_0 + \beta_1 x_n$	=	$y_n$

We can write this system as

$$X\boldsymbol{\beta} = \mathbf{y}, \quad \text{where } X = \begin{bmatrix} 1 & x_1 \\ 1 & x_2 \\ \vdots & \vdots \\ 1 & x_n \end{bmatrix}, \quad \boldsymbol{\beta} = \begin{bmatrix} \beta_0 \\ \beta_1 \end{bmatrix}, \quad \mathbf{y} = \begin{bmatrix} y_1 \\ y_2 \\ \vdots \\ y_n \end{bmatrix} \quad (1)$$

Of course, if the data points don’t lie on a line, then there are no parameters  $\beta_0, \beta_1$  for which the predicted  $y$ -values in  $X\boldsymbol{\beta}$  equal the observed  $y$ -values in  $\mathbf{y}$ , and  $X\boldsymbol{\beta} = \mathbf{y}$  has no solution. This is a least-squares problem,  $A\mathbf{x} = \mathbf{b}$ , with different notation!

The square of the distance between the vectors  $X\boldsymbol{\beta}$  and  $\mathbf{y}$  is precisely the sum of the squares of the residuals. The  $\boldsymbol{\beta}$  that minimizes this sum also minimizes the distance between  $X\boldsymbol{\beta}$  and  $\mathbf{y}$ . *Computing the least-squares solution of  $X\boldsymbol{\beta} = \mathbf{y}$  is equivalent to finding the  $\boldsymbol{\beta}$  that determines the least-squares line in Fig. 1.*

<sup>2</sup>If the measurement errors are in  $x$  instead of  $y$ , simply interchange the coordinates of the data  $(x_j, y_j)$  before plotting the points and computing the regression line. If both coordinates are subject to possible error, then you might choose the line that minimizes the sum of the squares of the *orthogonal* (perpendicular) distances from the points to the line. See the Practice Problems for Section 7.5.

**EXAMPLE 1** Find the equation  $y = \beta_0 + \beta_1 x$  of the least-squares line that best fits the data points  $(2, 1)$ ,  $(5, 2)$ ,  $(7, 3)$ , and  $(8, 3)$ .

**SOLUTION** Use the  $x$ -coordinates of the data to build the design matrix  $X$  in (1) and the  $y$ -coordinates to build the observation vector  $\mathbf{y}$ :

$$X = \begin{bmatrix} 1 & 2 \\ 1 & 5 \\ 1 & 7 \\ 1 & 8 \end{bmatrix}, \quad \mathbf{y} = \begin{bmatrix} 1 \\ 2 \\ 3 \\ 3 \end{bmatrix}$$

For the least-squares solution of  $X\boldsymbol{\beta} = \mathbf{y}$ , obtain the normal equations (with the new notation):

$$X^T X \boldsymbol{\beta} = X^T \mathbf{y}$$

That is, compute

$$X^T X = \begin{bmatrix} 1 & 1 & 1 & 1 \\ 2 & 5 & 7 & 8 \end{bmatrix} \begin{bmatrix} 1 & 2 \\ 1 & 5 \\ 1 & 7 \\ 1 & 8 \end{bmatrix} = \begin{bmatrix} 4 & 22 \\ 22 & 142 \end{bmatrix}$$

$$X^T \mathbf{y} = \begin{bmatrix} 1 & 1 & 1 & 1 \\ 2 & 5 & 7 & 8 \end{bmatrix} \begin{bmatrix} 1 \\ 2 \\ 3 \\ 3 \end{bmatrix} = \begin{bmatrix} 9 \\ 57 \end{bmatrix}$$

The normal equations are

$$\begin{bmatrix} 4 & 22 \\ 22 & 142 \end{bmatrix} \begin{bmatrix} \beta_0 \\ \beta_1 \end{bmatrix} = \begin{bmatrix} 9 \\ 57 \end{bmatrix}$$

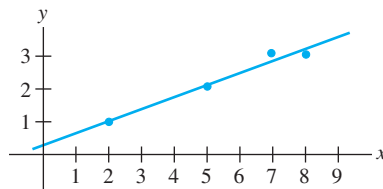
Hence

$$\begin{bmatrix} \beta_0 \\ \beta_1 \end{bmatrix} = \begin{bmatrix} 4 & 22 \\ 22 & 142 \end{bmatrix}^{-1} \begin{bmatrix} 9 \\ 57 \end{bmatrix} = \frac{1}{84} \begin{bmatrix} 142 & -22 \\ -22 & 4 \end{bmatrix} \begin{bmatrix} 9 \\ 57 \end{bmatrix} = \frac{1}{84} \begin{bmatrix} 24 \\ 30 \end{bmatrix} = \begin{bmatrix} 2/7 \\ 5/14 \end{bmatrix}$$

Thus the least-squares line has the equation

$$y = \frac{2}{7} + \frac{5}{14}x$$

See Fig. 2. ■



**FIGURE 2** The least-squares line

$$y = \frac{2}{7} + \frac{5}{14}x.$$

A common practice before computing a least-squares line is to compute the average  $\bar{x}$  of the original  $x$ -values and form a new variable  $x^* = x - \bar{x}$ . The new  $x$ -data are said to be in **mean-deviation form**. In this case, the two columns of the design matrix will be orthogonal. Solution of the normal equations is simplified, just as in Example 4 in Section 6.5. See Exercises 17 and 18.

## The General Linear Model

In some applications, it is necessary to fit data points with something other than a straight line. In the examples that follow, the matrix equation is still  $X\boldsymbol{\beta} = \mathbf{y}$ , but the specific form of  $X$  changes from one problem to the next. Statisticians usually introduce a **residual vector**  $\boldsymbol{\epsilon}$ , defined by  $\boldsymbol{\epsilon} = \mathbf{y} - X\boldsymbol{\beta}$ , and write

$$\mathbf{y} = X\boldsymbol{\beta} + \boldsymbol{\epsilon}$$

Any equation of this form is referred to as a **linear model**. Once  $X$  and  $\mathbf{y}$  are determined, the goal is to minimize the length of  $\boldsymbol{\epsilon}$ , which amounts to finding a least-squares solution of  $X\boldsymbol{\beta} = \mathbf{y}$ . In each case, the least-squares solution  $\hat{\boldsymbol{\beta}}$  is a solution of the normal equations

$$X^T X \boldsymbol{\beta} = X^T \mathbf{y}$$

## Least-Squares Fitting of Other Curves

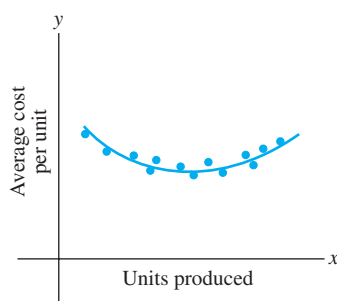
When data points  $(x_1, y_1), \dots, (x_n, y_n)$  on a scatter plot do not lie close to any line, it may be appropriate to postulate some other functional relationship between  $x$  and  $y$ .

The next two examples show how to fit data by curves that have the general form

$$y = \beta_0 f_0(x) + \beta_1 f_1(x) + \cdots + \beta_k f_k(x) \quad (2)$$

where  $f_0, \dots, f_k$  are known functions and  $\beta_0, \dots, \beta_k$  are parameters that must be determined. As we will see, equation (2) describes a linear model because it is linear in the unknown parameters.

For a particular value of  $x$ , (2) gives a predicted, or “fitted,” value of  $y$ . The difference between the observed value and the predicted value is the residual. The parameters  $\beta_0, \dots, \beta_k$  must be determined so as to minimize the sum of the squares of the residuals.



**FIGURE 3**  
Average cost curve.

**EXAMPLE 2** Suppose data points  $(x_1, y_1), \dots, (x_n, y_n)$  appear to lie along some sort of parabola instead of a straight line. For instance, if the  $x$ -coordinate denotes the production level for a company, and  $y$  denotes the average cost per unit of operating at a level of  $x$  units per day, then a typical average cost curve looks like a parabola that opens upward (Fig. 3). In ecology, a parabolic curve that opens downward is used to model the net primary production of nutrients in a plant, as a function of the surface area of the foliage (Fig. 4). Suppose we wish to approximate the data by an equation of the form

$$y = \beta_0 + \beta_1 x + \beta_2 x^2 \quad (3)$$

Describe the linear model that produces a “least-squares fit” of the data by equation (3).

**SOLUTION** Equation (3) describes the ideal relationship. Suppose the actual values of the parameters are  $\beta_0, \beta_1, \beta_2$ . Then the coordinates of the first data point  $(x_1, y_1)$  satisfy an equation of the form

$$y_1 = \beta_0 + \beta_1 x_1 + \beta_2 x_1^2 + \epsilon_1$$

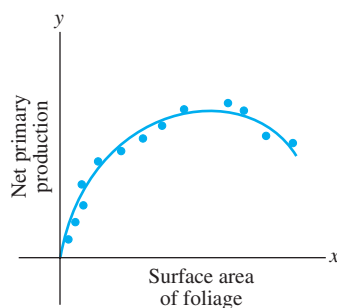
where  $\epsilon_1$  is the residual error between the observed value  $y_1$  and the predicted  $y$ -value  $\beta_0 + \beta_1 x_1 + \beta_2 x_1^2$ . Each data point determines a similar equation:

$$y_1 = \beta_0 + \beta_1 x_1 + \beta_2 x_1^2 + \epsilon_1$$

$$y_2 = \beta_0 + \beta_1 x_2 + \beta_2 x_2^2 + \epsilon_2$$

$$\vdots \quad \quad \quad \vdots$$

$$y_n = \beta_0 + \beta_1 x_n + \beta_2 x_n^2 + \epsilon_n$$

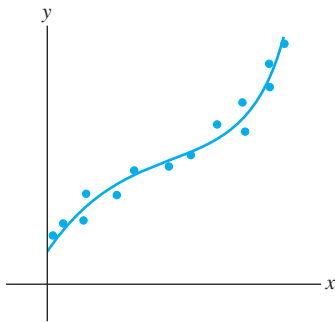


**FIGURE 4**  
Production of nutrients.

It is a simple matter to write this system of equations in the form  $\mathbf{y} = X\boldsymbol{\beta} + \boldsymbol{\epsilon}$ . To find  $X$ , inspect the first few rows of the system and look for the pattern.

$$\begin{bmatrix} y_1 \\ y_2 \\ \vdots \\ y_n \end{bmatrix} = \begin{bmatrix} 1 & x_1 & x_1^2 \\ 1 & x_2 & x_2^2 \\ \vdots & \vdots & \vdots \\ 1 & x_n & x_n^2 \end{bmatrix} \begin{bmatrix} \beta_0 \\ \beta_1 \\ \beta_2 \end{bmatrix} + \begin{bmatrix} \epsilon_1 \\ \epsilon_2 \\ \vdots \\ \epsilon_n \end{bmatrix}$$

$$\mathbf{y} = X\boldsymbol{\beta} + \boldsymbol{\epsilon}$$



**FIGURE 5**  
Data points along a cubic curve.

**EXAMPLE 3** If data points tend to follow a pattern such as in Fig. 5, then an appropriate model might be an equation of the form

$$y = \beta_0 + \beta_1x + \beta_2x^2 + \beta_3x^3$$

Such data, for instance, could come from a company's total costs, as a function of the level of production. Describe the linear model that gives a least-squares fit of this type to data  $(x_1, y_1), \dots, (x_n, y_n)$ .

**SOLUTION** By an analysis similar to that in Example 2, we obtain

Observation vector	Design matrix	Parameter vector	Residual vector
$\mathbf{y} = \begin{bmatrix} y_1 \\ y_2 \\ \vdots \\ y_n \end{bmatrix}$	$X = \begin{bmatrix} 1 & x_1 & x_1^2 & x_1^3 \\ 1 & x_2 & x_2^2 & x_2^3 \\ \vdots & \vdots & \vdots & \vdots \\ 1 & x_n & x_n^2 & x_n^3 \end{bmatrix}$	$\boldsymbol{\beta} = \begin{bmatrix} \beta_0 \\ \beta_1 \\ \beta_2 \\ \beta_3 \end{bmatrix}$	$\boldsymbol{\epsilon} = \begin{bmatrix} \epsilon_1 \\ \epsilon_2 \\ \vdots \\ \epsilon_n \end{bmatrix}$

## Multiple Regression

Suppose an experiment involves two independent variables—say,  $u$  and  $v$ —and one dependent variable,  $y$ . A simple equation for predicting  $y$  from  $u$  and  $v$  has the form

$$y = \beta_0 + \beta_1u + \beta_2v \quad (4)$$

A more general prediction equation might have the form

$$y = \beta_0 + \beta_1u + \beta_2v + \beta_3u^2 + \beta_4uv + \beta_5v^2 \quad (5)$$

This equation is used in geology, for instance, to model erosion surfaces, glacial cirques, soil pH, and other quantities. In such cases, the least-squares fit is called a *trend surface*.

Equations (4) and (5) both lead to a linear model because they are linear in the unknown parameters (even though  $u$  and  $v$  are multiplied). In general, a linear model will arise whenever  $y$  is to be predicted by an equation of the form

$$y = \beta_0 f_0(u, v) + \beta_1 f_1(u, v) + \cdots + \beta_k f_k(u, v)$$

with  $f_0, \dots, f_k$  any sort of known functions and  $\beta_0, \dots, \beta_k$  unknown weights.

**EXAMPLE 4** In geography, local models of terrain are constructed from data  $(u_1, v_1, y_1), \dots, (u_n, v_n, y_n)$ , where  $u_j, v_j$ , and  $y_j$  are latitude, longitude, and altitude, respectively. Describe the linear model based on (4) that gives a least-squares fit to such data. The solution is called the *least-squares plane*. See Fig. 6.

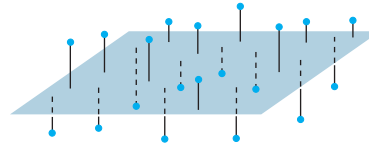


FIGURE 6 A least-squares plane.

**SOLUTION** We expect the data to satisfy the following equations:

$$\begin{aligned} y_1 &= \beta_0 + \beta_1 u_1 + \beta_2 v_1 + \epsilon_1 \\ y_2 &= \beta_0 + \beta_1 u_2 + \beta_2 v_2 + \epsilon_2 \\ &\vdots \\ y_n &= \beta_0 + \beta_1 u_n + \beta_2 v_n + \epsilon_n \end{aligned}$$

This system has the matrix form  $\mathbf{y} = X\boldsymbol{\beta} + \boldsymbol{\epsilon}$ , where

$$\begin{array}{cccc} \text{Observation} & & \text{Design} & & \text{Parameter} & & \text{Residual} \\ \text{vector} & & \text{matrix} & & \text{vector} & & \text{vector} \\ \mathbf{y} = \begin{bmatrix} y_1 \\ y_2 \\ \vdots \\ y_n \end{bmatrix}, & X = \begin{bmatrix} 1 & u_1 & v_1 \\ 1 & u_2 & v_2 \\ \vdots & \vdots & \vdots \\ 1 & u_n & v_n \end{bmatrix}, & \boldsymbol{\beta} = \begin{bmatrix} \beta_0 \\ \beta_1 \\ \beta_2 \end{bmatrix}, & \boldsymbol{\epsilon} = \begin{bmatrix} \epsilon_1 \\ \epsilon_2 \\ \vdots \\ \epsilon_n \end{bmatrix} \end{array}$$

Example 4 shows that the linear model for multiple regression has the same abstract form as the model for the simple regression in the earlier examples. Linear algebra gives us the power to understand the general principle behind all the linear models. Once  $X$  is defined properly, the normal equations for  $\boldsymbol{\beta}$  have the same matrix form, no matter how many variables are involved. Thus, for any linear model where  $X^T X$  is invertible, the least-squares  $\hat{\boldsymbol{\beta}}$  is given by  $(X^T X)^{-1} X^T \mathbf{y}$ .

**SG** The Geometry of a Linear Model 6–19

## Further Reading

Ferguson, J., *Introduction to Linear Algebra in Geology* (New York: Chapman & Hall, 1994).

Krumbein, W. C., and F. A. Graybill, *An Introduction to Statistical Models in Geology* (New York: McGraw-Hill, 1965).

Legendre, P., and L. Legendre, *Numerical Ecology* (Amsterdam: Elsevier, 1998).

Unwin, David J., *An Introduction to Trend Surface Analysis, Concepts and Techniques in Modern Geography*, No. 5 (Norwich, England: Geo Books, 1975).

### PRACTICE PROBLEM

When the monthly sales of a product are subject to seasonal fluctuations, a curve that approximates the sales data might have the form

$$y = \beta_0 + \beta_1 x + \beta_2 \sin(2\pi x/12)$$

where  $x$  is the time in months. The term  $\beta_0 + \beta_1 x$  gives the basic sales trend, and the sine term reflects the seasonal changes in sales. Give the design matrix and the parameter vector for the linear model that leads to a least-squares fit of the equation above. Assume the data are  $(x_1, y_1), \dots, (x_n, y_n)$ .

## 6.6 EXERCISES

In Exercises 1–4, find the equation  $y = \beta_0 + \beta_1 x$  of the least-squares line that best fits the given data points.

- (0, 1), (1, 1), (2, 2), (3, 2)
- (1, 0), (2, 1), (4, 2), (5, 3)
- (-1, 0), (0, 1), (1, 2), (2, 4)
- (2, 3), (3, 2), (5, 1), (6, 0)
- Let  $X$  be the design matrix used to find the least-squares line to fit data  $(x_1, y_1), \dots, (x_n, y_n)$ . Use a theorem in Section 6.5 to show that the normal equations have a unique solution if and only if the data include at least two data points with different  $x$ -coordinates.
- Let  $X$  be the design matrix in Example 2 corresponding to a least-squares fit of a parabola to data  $(x_1, y_1), \dots, (x_n, y_n)$ . Suppose  $x_1, x_2$ , and  $x_3$  are distinct. Explain why there is only one parabola that fits the data best, in a least-squares sense. (See Exercise 5.)
- A certain experiment produces the data (1, 1.8), (2, 2.7), (3, 3.4), (4, 3.8), (5, 3.9). Describe the model that produces a least-squares fit of these points by a function of the form

$$y = \beta_1 x + \beta_2 x^2$$

Such a function might arise, for example, as the revenue from the sale of  $x$  units of a product, when the amount offered for sale affects the price to be set for the product.

- Give the design matrix, the observation vector, and the unknown parameter vector.
  - [M] Find the associated least-squares curve for the data.
- A simple curve that often makes a good model for the variable costs of a company, as a function of the sales level  $x$ , has the form  $y = \beta_1 x + \beta_2 x^2 + \beta_3 x^3$ . There is no constant term because fixed costs are not included.
    - Give the design matrix and the parameter vector for the linear model that leads to a least-squares fit of the equation above, with data  $(x_1, y_1), \dots, (x_n, y_n)$ .
    - [M] Find the least-squares curve of the form above to fit the data (4, 1.58), (6, 2.08), (8, 2.5), (10, 2.8), (12, 3.1), (14, 3.4), (16, 3.8), and (18, 4.32), with values in thousands. If possible, produce a graph that shows the data points and the graph of the cubic approximation.
  - A certain experiment produces the data (1, 7.9), (2, 5.4), and (3, -9). Describe the model that produces a least-squares fit of these points by a function of the form

$$y = A \cos x + B \sin x$$

- Suppose radioactive substances A and B have decay constants of .02 and .07, respectively. If a mixture of these two substances at time  $t = 0$  contains  $M_A$  grams of A and  $M_B$  grams of B, then a model for the total amount  $y$  of the mixture present at time  $t$  is

$$y = M_A e^{-.02t} + M_B e^{-.07t} \quad (6)$$

Suppose the initial amounts  $M_A$  and  $M_B$  are unknown, but a scientist is able to measure the total amounts present at several times and records the following points  $(t_i, y_i)$ : (10, 21.34), (11, 20.68), (12, 20.05), (14, 18.87), and (15, 18.30).

- Describe a linear model that can be used to estimate  $M_A$  and  $M_B$ .
- [M] Find the least-squares curve based on (6).



Halley's Comet last appeared in 1986 and will reappear in 2061.

- [M] According to Kepler's first law, a comet should have an elliptic, parabolic, or hyperbolic orbit (with gravitational attractions from the planets ignored). In suitable polar coordinates, the position  $(r, \vartheta)$  of a comet satisfies an equation of the form

$$r = \beta + e(r \cdot \cos \vartheta)$$

where  $\beta$  is a constant and  $e$  is the *eccentricity* of the orbit, with  $0 \leq e < 1$  for an ellipse,  $e = 1$  for a parabola, and  $e > 1$  for a hyperbola. Suppose observations of a newly discovered comet provide the data below. Determine the type of orbit, and predict where the comet will be when  $\vartheta = 4.6$  (radians).<sup>3</sup>

$\vartheta$	.88	1.10	1.42	1.77	2.14
$r$	3.00	2.30	1.65	1.25	1.01

- [M] A healthy child's systolic blood pressure  $p$  (in millimeters of mercury) and weight  $w$  (in pounds) are approximately related by the equation

$$\beta_0 + \beta_1 \ln w = p$$

Use the following experimental data to estimate the systolic blood pressure of a healthy child weighing 100 pounds.

<sup>3</sup> The basic idea of least-squares fitting of data is due to K. F. Gauss (and, independently, to A. Legendre), whose initial rise to fame occurred in 1801 when he used the method to determine the path of the asteroid *Ceres*. Forty days after the asteroid was discovered, it disappeared behind the sun. Gauss predicted it would appear ten months later and gave its location. The accuracy of the prediction astonished the European scientific community.

$w$	44	61	81	113	131
$\ln w$	3.78	4.11	4.39	4.73	4.88
$p$	91	98	103	110	112

13. [M] To measure the takeoff performance of an airplane, the horizontal position of the plane was measured every second, from  $t = 0$  to  $t = 12$ . The positions (in feet) were: 0, 8.8, 29.9, 62.0, 104.7, 159.1, 222.0, 294.5, 380.4, 471.1, 571.7, 686.8, and 809.2.
- Find the least-squares cubic curve  $y = \beta_0 + \beta_1 t + \beta_2 t^2 + \beta_3 t^3$  for these data.
  - Use the result of part (a) to estimate the velocity of the plane when  $t = 4.5$  seconds.
14. Let  $\bar{x} = \frac{1}{n}(x_1 + \cdots + x_n)$  and  $\bar{y} = \frac{1}{n}(y_1 + \cdots + y_n)$ . Show that the least-squares line for the data  $(x_1, y_1), \dots, (x_n, y_n)$  must pass through  $(\bar{x}, \bar{y})$ . That is, show that  $\bar{x}$  and  $\bar{y}$  satisfy the linear equation  $\bar{y} = \hat{\beta}_0 + \hat{\beta}_1 \bar{x}$ . [Hint: Derive this equation from the vector equation  $\mathbf{y} = X\hat{\boldsymbol{\beta}} + \boldsymbol{\epsilon}$ . Denote the first column of  $X$  by  $\mathbf{1}$ . Use the fact that the residual vector  $\boldsymbol{\epsilon}$  is orthogonal to the column space of  $X$  and hence is orthogonal to  $\mathbf{1}$ .]

Given data for a least-squares problem,  $(x_1, y_1), \dots, (x_n, y_n)$ , the following abbreviations are helpful:

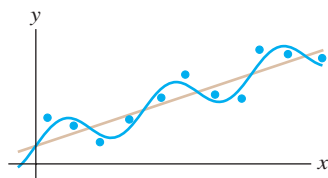
$$\sum x = \sum_{i=1}^n x_i, \quad \sum x^2 = \sum_{i=1}^n x_i^2,$$

$$\sum y = \sum_{i=1}^n y_i, \quad \sum xy = \sum_{i=1}^n x_i y_i$$

The normal equations for a least-squares line  $y = \hat{\beta}_0 + \hat{\beta}_1 x$  may be written in the form

$$\begin{aligned} n\hat{\beta}_0 + \hat{\beta}_1 \sum x &= \sum y \\ \hat{\beta}_0 \sum x + \hat{\beta}_1 \sum x^2 &= \sum xy \end{aligned} \quad (7)$$

- Derive the normal equations (7) from the matrix form given in this section.
- Use a matrix inverse to solve the system of equations in (7) and thereby obtain formulas for  $\hat{\beta}_0$  and  $\hat{\beta}_1$  that appear in many statistics texts.



Sales trend with seasonal fluctuations.

- Rewrite the data in Example 1 with new  $x$ -coordinates in mean deviation form. Let  $X$  be the associated design matrix. Why are the columns of  $X$  orthogonal?
  - Write the normal equations for the data in part (a), and solve them to find the least-squares line,  $y = \beta_0 + \beta_1 x^*$ , where  $x^* = x - 5.5$ .
18. Suppose the  $x$ -coordinates of the data  $(x_1, y_1), \dots, (x_n, y_n)$  are in mean deviation form, so that  $\sum x_i = 0$ . Show that if  $X$  is the design matrix for the least-squares line in this case, then  $X^T X$  is a diagonal matrix.

Exercises 19 and 20 involve a design matrix  $X$  with two or more columns and a least-squares solution  $\hat{\boldsymbol{\beta}}$  of  $\mathbf{y} = X\boldsymbol{\beta}$ . Consider the following numbers.

- $\|X\hat{\boldsymbol{\beta}}\|^2$ —the sum of the squares of the “regression term.” Denote this number by SS(R).
- $\|\mathbf{y} - X\hat{\boldsymbol{\beta}}\|^2$ —the sum of the squares for error term. Denote this number by SS(E).
- $\|\mathbf{y}\|^2$ —the “total” sum of the squares of the  $y$ -values. Denote this number by SS(T).

Every statistics text that discusses regression and the linear model  $\mathbf{y} = X\boldsymbol{\beta} + \boldsymbol{\epsilon}$  introduces these numbers, though terminology and notation vary somewhat. To simplify matters, assume that the mean of the  $y$ -values is zero. In this case, SS(T) is proportional to what is called the *variance* of the set of  $y$ -values.

- Justify the equation  $\text{SS(T)} = \text{SS(R)} + \text{SS(E)}$ . [Hint: Use a theorem, and explain why the hypotheses of the theorem are satisfied.] This equation is extremely important in statistics, both in regression theory and in the analysis of variance.
- Show that  $\|X\hat{\boldsymbol{\beta}}\|^2 = \hat{\boldsymbol{\beta}}^T X^T \mathbf{y}$ . [Hint: Rewrite the left side and use the fact that  $\hat{\boldsymbol{\beta}}$  satisfies the normal equations.] This formula for SS(R) is used in statistics. From this and from Exercise 19, obtain the standard formula for SS(E):  

$$\text{SS(E)} = \mathbf{y}^T \mathbf{y} - \hat{\boldsymbol{\beta}}^T X^T \mathbf{y}$$

### SOLUTION TO PRACTICE PROBLEM

Construct  $X$  and  $\boldsymbol{\beta}$  so that the  $k$ th row of  $X\boldsymbol{\beta}$  is the predicted  $y$ -value that corresponds to the data point  $(x_k, y_k)$ , namely,

$$\beta_0 + \beta_1 x_k + \beta_2 \sin(2\pi x_k/12)$$

It should be clear that

$$X = \begin{bmatrix} 1 & x_1 & \sin(2\pi x_1/12) \\ \vdots & \vdots & \vdots \\ 1 & x_n & \sin(2\pi x_n/12) \end{bmatrix}, \quad \boldsymbol{\beta} = \begin{bmatrix} \beta_0 \\ \beta_1 \\ \beta_2 \end{bmatrix}$$

## 6.7 INNER PRODUCT SPACES

Notions of length, distance, and orthogonality are often important in applications involving a vector space. For  $\mathbb{R}^n$ , these concepts were based on the properties of the inner product listed in Theorem 1 of Section 6.1. For other spaces, we need analogues of the inner product with the same properties. The conclusions of Theorem 1 now become *axioms* in the following definition.

### DEFINITION

An **inner product** on a vector space  $V$  is a function that, to each pair of vectors  $\mathbf{u}$  and  $\mathbf{v}$  in  $V$ , associates a real number  $\langle \mathbf{u}, \mathbf{v} \rangle$  and satisfies the following axioms, for all  $\mathbf{u}, \mathbf{v}, \mathbf{w}$  in  $V$  and all scalars  $c$ :

1.  $\langle \mathbf{u}, \mathbf{v} \rangle = \langle \mathbf{v}, \mathbf{u} \rangle$
2.  $\langle \mathbf{u} + \mathbf{v}, \mathbf{w} \rangle = \langle \mathbf{u}, \mathbf{w} \rangle + \langle \mathbf{v}, \mathbf{w} \rangle$
3.  $\langle c\mathbf{u}, \mathbf{v} \rangle = c\langle \mathbf{u}, \mathbf{v} \rangle$
4.  $\langle \mathbf{u}, \mathbf{u} \rangle \geq 0$  and  $\langle \mathbf{u}, \mathbf{u} \rangle = 0$  if and only if  $\mathbf{u} = \mathbf{0}$

A vector space with an inner product is called an **inner product space**.

The vector space  $\mathbb{R}^n$  with the standard inner product is an inner product space, and nearly everything discussed in this chapter for  $\mathbb{R}^n$  carries over to inner product spaces. The examples in this section and the next lay the foundation for a variety of applications treated in courses in engineering, physics, mathematics, and statistics.

**EXAMPLE 1** Fix any two positive numbers—say, 4 and 5—and for vectors  $\mathbf{u} = (u_1, u_2)$  and  $\mathbf{v} = (v_1, v_2)$  in  $\mathbb{R}^2$ , set

$$\langle \mathbf{u}, \mathbf{v} \rangle = 4u_1v_1 + 5u_2v_2 \quad (1)$$

Show that equation (1) defines an inner product.

**SOLUTION** Certainly Axiom 1 is satisfied, because  $\langle \mathbf{u}, \mathbf{v} \rangle = 4u_1v_1 + 5u_2v_2 = 4v_1u_1 + 5v_2u_2 = \langle \mathbf{v}, \mathbf{u} \rangle$ . If  $\mathbf{w} = (w_1, w_2)$ , then

$$\begin{aligned} \langle \mathbf{u} + \mathbf{v}, \mathbf{w} \rangle &= 4(u_1 + v_1)w_1 + 5(u_2 + v_2)w_2 \\ &= 4u_1w_1 + 5u_2w_2 + 4v_1w_1 + 5v_2w_2 \\ &= \langle \mathbf{u}, \mathbf{w} \rangle + \langle \mathbf{v}, \mathbf{w} \rangle \end{aligned}$$

This verifies Axiom 2. For Axiom 3, compute

$$\langle c\mathbf{u}, \mathbf{v} \rangle = 4(cu_1)v_1 + 5(cu_2)v_2 = c(4u_1v_1 + 5u_2v_2) = c\langle \mathbf{u}, \mathbf{v} \rangle$$

For Axiom 4, note that  $\langle \mathbf{u}, \mathbf{u} \rangle = 4u_1^2 + 5u_2^2 \geq 0$ , and  $4u_1^2 + 5u_2^2 = 0$  only if  $u_1 = u_2 = 0$ , that is, if  $\mathbf{u} = \mathbf{0}$ . Also,  $\langle \mathbf{0}, \mathbf{0} \rangle = 0$ . So (1) defines an inner product on  $\mathbb{R}^2$ . ■

Inner products similar to (1) can be defined on  $\mathbb{R}^n$ . They arise naturally in connection with “weighted least-squares” problems, in which weights are assigned to the various entries in the sum for the inner product in such a way that more importance is given to the more reliable measurements.

From now on, when an inner product space involves polynomials or other functions, we will write the functions in the familiar way, rather than use the boldface type for vectors. Nevertheless, it is important to remember that each function *is* a vector when it is treated as an element of a vector space.



**EXAMPLE 2** Let  $t_0, \dots, t_n$  be distinct real numbers. For  $p$  and  $q$  in  $\mathbb{P}_n$ , define

$$\langle p, q \rangle = p(t_0)q(t_0) + p(t_1)q(t_1) + \cdots + p(t_n)q(t_n) \quad (2)$$

Inner product Axioms 1–3 are readily checked. For Axiom 4, note that

$$\langle p, p \rangle = [p(t_0)]^2 + [p(t_1)]^2 + \cdots + [p(t_n)]^2 \geq 0$$

Also,  $\langle \mathbf{0}, \mathbf{0} \rangle = 0$ . (The boldface zero here denotes the zero polynomial, the zero vector in  $\mathbb{P}_n$ .) If  $\langle p, p \rangle = 0$ , then  $p$  must vanish at  $n + 1$  points:  $t_0, \dots, t_n$ . This is possible only if  $p$  is the zero polynomial, because the degree of  $p$  is less than  $n + 1$ . Thus (2) defines an inner product on  $\mathbb{P}_n$ . ■

**EXAMPLE 3** Let  $V$  be  $\mathbb{P}_2$ , with the inner product from Example 2, where  $t_0 = 0$ ,  $t_1 = \frac{1}{2}$ , and  $t_2 = 1$ . Let  $p(t) = 12t^2$  and  $q(t) = 2t - 1$ . Compute  $\langle p, q \rangle$  and  $\langle q, q \rangle$ .

**SOLUTION**

$$\begin{aligned} \langle p, q \rangle &= p(0)q(0) + p\left(\frac{1}{2}\right)q\left(\frac{1}{2}\right) + p(1)q(1) \\ &= (0)(-1) + (3)(0) + (12)(1) = 12 \\ \langle q, q \rangle &= [q(0)]^2 + [q\left(\frac{1}{2}\right)]^2 + [q(1)]^2 \\ &= (-1)^2 + (0)^2 + (1)^2 = 2 \end{aligned} \quad \blacksquare$$

## Lengths, Distances, and Orthogonality

Let  $V$  be an inner product space, with the inner product denoted by  $\langle \mathbf{u}, \mathbf{v} \rangle$ . Just as in  $\mathbb{R}^n$ , we define the **length**, or **norm**, of a vector  $\mathbf{v}$  to be the scalar

$$\|\mathbf{v}\| = \sqrt{\langle \mathbf{v}, \mathbf{v} \rangle}$$

Equivalently,  $\|\mathbf{v}\|^2 = \langle \mathbf{v}, \mathbf{v} \rangle$ . (This definition makes sense because  $\langle \mathbf{v}, \mathbf{v} \rangle \geq 0$ , but the definition *does not* say that  $\langle \mathbf{v}, \mathbf{v} \rangle$  is a “sum of squares,” because  $\mathbf{v}$  need not be an element of  $\mathbb{R}^n$ .)

A **unit vector** is one whose length is 1. The **distance between  $\mathbf{u}$  and  $\mathbf{v}$**  is  $\|\mathbf{u} - \mathbf{v}\|$ . Vectors  $\mathbf{u}$  and  $\mathbf{v}$  are **orthogonal** if  $\langle \mathbf{u}, \mathbf{v} \rangle = 0$ .

**EXAMPLE 4** Let  $\mathbb{P}_2$  have the inner product (2) of Example 3. Compute the lengths of the vectors  $p(t) = 12t^2$  and  $q(t) = 2t - 1$ .

**SOLUTION**

$$\begin{aligned} \|p\|^2 &= \langle p, p \rangle = [p(0)]^2 + [p\left(\frac{1}{2}\right)]^2 + [p(1)]^2 \\ &= 0 + [3]^2 + [12]^2 = 153 \\ \|p\| &= \sqrt{153} \end{aligned}$$

From Example 3,  $\langle q, q \rangle = 2$ . Hence  $\|q\| = \sqrt{2}$ . ■

## The Gram–Schmidt Process

The existence of orthogonal bases for finite-dimensional subspaces of an inner product space can be established by the Gram–Schmidt process, just as in  $\mathbb{R}^n$ . Certain orthogonal bases that arise frequently in applications can be constructed by this process.

The orthogonal projection of a vector onto a subspace  $W$  with an orthogonal basis can be constructed as usual. The projection does not depend on the choice of orthogonal basis, and it has the properties described in the Orthogonal Decomposition Theorem and the Best Approximation Theorem.

**EXAMPLE 5** Let  $V$  be  $\mathbb{P}_4$  with the inner product in Example 2, involving evaluation of polynomials at  $-2, -1, 0, 1,$  and  $2$ , and view  $\mathbb{P}_2$  as a subspace of  $V$ . Produce an orthogonal basis for  $\mathbb{P}_2$  by applying the Gram–Schmidt process to the polynomials  $1, t,$  and  $t^2$ .

**SOLUTION** The inner product depends only on the values of a polynomial at  $-2, \dots, 2$ , so we list the values of each polynomial as a vector in  $\mathbb{R}^5$ , underneath the name of the polynomial:<sup>1</sup>

$$\begin{array}{l} \text{Polynomial:} \\ \text{Vector of values:} \end{array} \quad \begin{array}{ccc} 1 & t & t^2 \\ \begin{bmatrix} 1 \\ 1 \\ 1 \\ 1 \\ 1 \end{bmatrix}, & \begin{bmatrix} -2 \\ -1 \\ 0 \\ 1 \\ 2 \end{bmatrix}, & \begin{bmatrix} 4 \\ 1 \\ 0 \\ 1 \\ 4 \end{bmatrix} \end{array}$$

The inner product of two polynomials in  $V$  equals the (standard) inner product of their corresponding vectors in  $\mathbb{R}^5$ . Observe that  $t$  is orthogonal to the constant function  $1$ . So take  $p_0(t) = 1$  and  $p_1(t) = t$ . For  $p_2$ , use the vectors in  $\mathbb{R}^5$  to compute the projection of  $t^2$  onto  $\text{Span}\{p_0, p_1\}$ :

$$\begin{aligned} \langle t^2, p_0 \rangle &= \langle t^2, 1 \rangle = 4 + 1 + 0 + 1 + 4 = 10 \\ \langle p_0, p_0 \rangle &= 5 \\ \langle t^2, p_1 \rangle &= \langle t^2, t \rangle = -8 + (-1) + 0 + 1 + 8 = 0 \end{aligned}$$

The orthogonal projection of  $t^2$  onto  $\text{Span}\{1, t\}$  is  $\frac{10}{5}p_0 + 0p_1$ . Thus

$$p_2(t) = t^2 - 2p_0(t) = t^2 - 2$$

An orthogonal basis for the subspace  $\mathbb{P}_2$  of  $V$  is:

$$\begin{array}{l} \text{Polynomial:} \\ \text{Vector of values:} \end{array} \quad \begin{array}{ccc} p_0 & p_1 & p_2 \\ \begin{bmatrix} 1 \\ 1 \\ 1 \\ 1 \\ 1 \end{bmatrix}, & \begin{bmatrix} -2 \\ -1 \\ 0 \\ 1 \\ 2 \end{bmatrix}, & \begin{bmatrix} 2 \\ -1 \\ -2 \\ -1 \\ 2 \end{bmatrix} \end{array} \quad (3)$$

## Best Approximation in Inner Product Spaces

A common problem in applied mathematics involves a vector space  $V$  whose elements are functions. The problem is to approximate a function  $f$  in  $V$  by a function  $g$  from a specified subspace  $W$  of  $V$ . The “closeness” of the approximation of  $f$  depends on the way  $\|f - g\|$  is defined. We will consider only the case in which the distance between  $f$  and  $g$  is determined by an inner product. In this case, the *best approximation to  $f$  by functions in  $W$*  is the orthogonal projection of  $f$  onto the subspace  $W$ .

**EXAMPLE 6** Let  $V$  be  $\mathbb{P}_4$  with the inner product in Example 5, and let  $p_0, p_1,$  and  $p_2$  be the orthogonal basis found in Example 5 for the subspace  $\mathbb{P}_2$ . Find the best approximation to  $p(t) = 5 - \frac{1}{2}t^4$  by polynomials in  $\mathbb{P}_2$ .

<sup>1</sup>Each polynomial in  $\mathbb{P}_4$  is uniquely determined by its value at the five numbers  $-2, \dots, 2$ . In fact, the correspondence between  $p$  and its vector of values is an isomorphism, that is, a one-to-one mapping onto  $\mathbb{R}^5$  that preserves linear combinations.

**SOLUTION** The values of  $p_0$ ,  $p_1$ , and  $p_2$  at the numbers  $-2$ ,  $-1$ ,  $0$ ,  $1$ , and  $2$  are listed in  $\mathbb{R}^5$  vectors in (3) above. The corresponding values for  $p$  are  $-3$ ,  $9/2$ ,  $5$ ,  $9/2$ , and  $-3$ . Compute

$$\begin{aligned}\langle p, p_0 \rangle &= 8, & \langle p, p_1 \rangle &= 0, & \langle p, p_2 \rangle &= -31 \\ \langle p_0, p_0 \rangle &= 5, & & & \langle p_2, p_2 \rangle &= 14\end{aligned}$$

Then the best approximation in  $V$  to  $p$  by polynomials in  $\mathbb{P}_2$  is

$$\begin{aligned}\hat{p} &= \text{proj}_{\mathbb{P}_2} p = \frac{\langle p, p_0 \rangle}{\langle p_0, p_0 \rangle} p_0 + \frac{\langle p, p_1 \rangle}{\langle p_1, p_1 \rangle} p_1 + \frac{\langle p, p_2 \rangle}{\langle p_2, p_2 \rangle} p_2 \\ &= \frac{8}{5} p_0 + \frac{-31}{14} p_2 = \frac{8}{5} - \frac{31}{14}(t^2 - 2).\end{aligned}$$

This polynomial is the closest to  $p$  of all polynomials in  $\mathbb{P}_2$ , when the distance between polynomials is measured only at  $-2$ ,  $-1$ ,  $0$ ,  $1$ , and  $2$ . See Fig. 1. ■

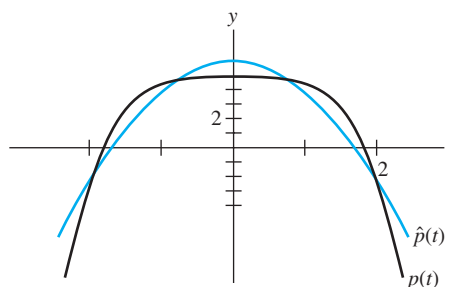


FIGURE 1

The polynomials  $p_0$ ,  $p_1$ , and  $p_2$  in Examples 5 and 6 belong to a class of polynomials that are referred to in statistics as *orthogonal polynomials*.<sup>2</sup> The orthogonality refers to the type of inner product described in Example 2.

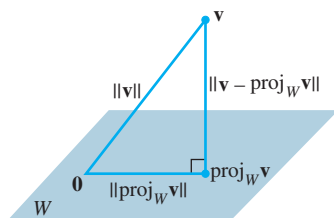


FIGURE 2

The hypotenuse is the longest side.

## Two Inequalities

Given a vector  $\mathbf{v}$  in an inner product space  $V$  and given a finite-dimensional subspace  $W$ , we may apply the Pythagorean Theorem to the orthogonal decomposition of  $\mathbf{v}$  with respect to  $W$  and obtain

$$\|\mathbf{v}\|^2 = \|\text{proj}_W \mathbf{v}\|^2 + \|\mathbf{v} - \text{proj}_W \mathbf{v}\|^2$$

See Fig. 2. In particular, this shows that the norm of the projection of  $\mathbf{v}$  onto  $W$  does not exceed the norm of  $\mathbf{v}$  itself. This simple observation leads to the following important inequality.

### THEOREM 16

#### The Cauchy–Schwarz Inequality

For all  $\mathbf{u}, \mathbf{v}$  in  $V$ ,

$$|\langle \mathbf{u}, \mathbf{v} \rangle| \leq \|\mathbf{u}\| \|\mathbf{v}\| \quad (4)$$

<sup>2</sup>See *Statistics and Experimental Design in Engineering and the Physical Sciences*, 2nd ed., by Norman L. Johnson and Fred C. Leone (New York: John Wiley & Sons, 1977). Tables there list “Orthogonal Polynomials,” which are simply the values of the polynomial at numbers such as  $-2$ ,  $-1$ ,  $0$ ,  $1$ , and  $2$ .

**PROOF** If  $\mathbf{u} = \mathbf{0}$ , then both sides of (4) are zero, and hence the inequality is true in this case. (See Practice Problem 1.) If  $\mathbf{u} \neq \mathbf{0}$ , let  $W$  be the subspace spanned by  $\mathbf{u}$ . Recall that  $\|c\mathbf{u}\| = |c| \|\mathbf{u}\|$  for any scalar  $c$ . Thus

$$\|\text{proj}_W \mathbf{v}\| = \left\| \frac{\langle \mathbf{v}, \mathbf{u} \rangle}{\langle \mathbf{u}, \mathbf{u} \rangle} \mathbf{u} \right\| = \frac{|\langle \mathbf{v}, \mathbf{u} \rangle|}{|\langle \mathbf{u}, \mathbf{u} \rangle|} \|\mathbf{u}\| = \frac{|\langle \mathbf{v}, \mathbf{u} \rangle|}{\|\mathbf{u}\|^2} \|\mathbf{u}\| = \frac{|\langle \mathbf{u}, \mathbf{v} \rangle|}{\|\mathbf{u}\|}$$

Since  $\|\text{proj}_W \mathbf{v}\| \leq \|\mathbf{v}\|$ , we have  $\frac{|\langle \mathbf{u}, \mathbf{v} \rangle|}{\|\mathbf{u}\|} \leq \|\mathbf{v}\|$ , which gives (4). ■

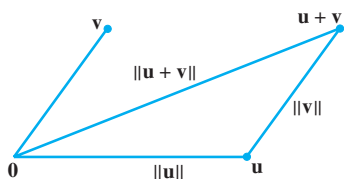
The Cauchy–Schwarz inequality is useful in many branches of mathematics. A few simple applications are presented in the exercises. Our main need for this inequality here is to prove another fundamental inequality involving norms of vectors. See Fig. 3.

### THEOREM 17

#### The Triangle Inequality

For all  $\mathbf{u}, \mathbf{v}$  in  $V$ ,

$$\|\mathbf{u} + \mathbf{v}\| \leq \|\mathbf{u}\| + \|\mathbf{v}\|$$



**FIGURE 3**  
The lengths of the sides of a triangle.

#### PROOF

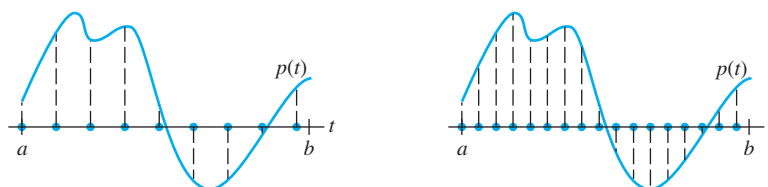
$$\begin{aligned} \|\mathbf{u} + \mathbf{v}\|^2 &= \langle \mathbf{u} + \mathbf{v}, \mathbf{u} + \mathbf{v} \rangle = \langle \mathbf{u}, \mathbf{u} \rangle + 2\langle \mathbf{u}, \mathbf{v} \rangle + \langle \mathbf{v}, \mathbf{v} \rangle \\ &\leq \|\mathbf{u}\|^2 + 2|\langle \mathbf{u}, \mathbf{v} \rangle| + \|\mathbf{v}\|^2 \\ &\leq \|\mathbf{u}\|^2 + 2\|\mathbf{u}\| \|\mathbf{v}\| + \|\mathbf{v}\|^2 && \text{Cauchy–Schwarz} \\ &= (\|\mathbf{u}\| + \|\mathbf{v}\|)^2 \end{aligned}$$

The triangle inequality follows immediately by taking square roots of both sides. ■

## An Inner Product for $C[a, b]$ (Calculus required)

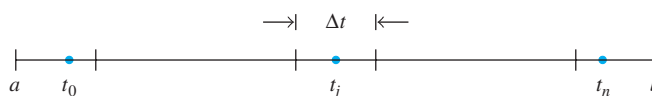
Probably the most widely used inner product space for applications is the vector space  $C[a, b]$  of all continuous functions on an interval  $a \leq t \leq b$ , with an inner product that we will describe.

We begin by considering a polynomial  $p$  and any integer  $n$  larger than or equal to the degree of  $p$ . Then  $p$  is in  $\mathbb{P}_n$ , and we may compute a “length” for  $p$  using the inner product of Example 2 involving evaluation at  $n + 1$  points in  $[a, b]$ . However, this length of  $p$  captures the behavior at only those  $n + 1$  points. Since  $p$  is in  $\mathbb{P}_n$  for all large  $n$ , we could use a much larger  $n$ , with many more points for the “evaluation” inner product. See Fig. 4.



**FIGURE 4** Using different numbers of evaluation points in  $[a, b]$  to compute  $\|p\|^2$ .

Let us partition  $[a, b]$  into  $n + 1$  subintervals of length  $\Delta t = (b - a)/(n + 1)$ , and let  $t_0, \dots, t_n$  be arbitrary points in these subintervals.



If  $n$  is large, the inner product on  $\mathbb{P}_n$  determined by  $t_0, \dots, t_n$  will tend to give a large value to  $\langle p, p \rangle$ , so we scale it down and divide by  $n + 1$ . Observe that  $1/(n + 1) = \Delta t/(b - a)$ , and define

$$\langle p, q \rangle = \frac{1}{n + 1} \sum_{j=0}^n p(t_j)q(t_j) = \frac{1}{b - a} \left[ \sum_{j=0}^n p(t_j)q(t_j) \Delta t \right]$$

Now, let  $n$  increase without bound. Since polynomials  $p$  and  $q$  are continuous functions, the expression in brackets is a Riemann sum that approaches a definite integral, and we are led to consider the *average value of  $p(t)q(t)$*  on the interval  $[a, b]$ :

$$\frac{1}{b - a} \int_a^b p(t)q(t) dt$$

This quantity is defined for polynomials of any degree (in fact, for all continuous functions), and it has all the properties of an inner product, as the next example shows. The scale factor  $1/(b - a)$  is inessential and is often omitted for simplicity.

**EXAMPLE 7** For  $f, g$  in  $C[a, b]$ , set

$$\langle f, g \rangle = \int_a^b f(t)g(t) dt \quad (5)$$

Show that (5) defines an inner product on  $C[a, b]$ .

**SOLUTION** Inner product Axioms 1–3 follow from elementary properties of definite integrals. For Axiom 4, observe that

$$\langle f, f \rangle = \int_a^b [f(t)]^2 dt \geq 0$$

The function  $[f(t)]^2$  is continuous and nonnegative on  $[a, b]$ . If the definite integral of  $[f(t)]^2$  is zero, then  $[f(t)]^2$  must be identically zero on  $[a, b]$ , by a theorem in advanced calculus, in which case  $f$  is the zero function. Thus  $\langle f, f \rangle = 0$  implies that  $f$  is the zero function on  $[a, b]$ . So (5) defines an inner product on  $C[a, b]$ . ■

**EXAMPLE 8** Let  $V$  be the space  $C[0, 1]$  with the inner product of Example 7, and let  $W$  be the subspace spanned by the polynomials  $p_1(t) = 1$ ,  $p_2(t) = 2t - 1$ , and  $p_3(t) = 12t^2$ . Use the Gram–Schmidt process to find an orthogonal basis for  $W$ .

**SOLUTION** Let  $q_1 = p_1$ , and compute

$$\langle p_2, q_1 \rangle = \int_0^1 (2t - 1)(1) dt = (t^2 - t) \Big|_0^1 = 0$$

So  $p_2$  is already orthogonal to  $q_1$ , and we can take  $q_2 = p_2$ . For the projection of  $p_3$  onto  $W_2 = \text{Span}\{q_1, q_2\}$ , compute

$$\begin{aligned}\langle p_3, q_1 \rangle &= \int_0^1 12t^2 \cdot 1 \, dt = 4t^3 \Big|_0^1 = 4 \\ \langle q_1, q_1 \rangle &= \int_0^1 1 \cdot 1 \, dt = t \Big|_0^1 = 1 \\ \langle p_3, q_2 \rangle &= \int_0^1 12t^2(2t-1) \, dt = \int_0^1 (24t^3 - 12t^2) \, dt = 2 \\ \langle q_2, q_2 \rangle &= \int_0^1 (2t-1)^2 \, dt = \frac{1}{6}(2t-1)^3 \Big|_0^1 = \frac{1}{3}\end{aligned}$$

Then

$$\text{proj}_{W_2} p_3 = \frac{\langle p_3, q_1 \rangle}{\langle q_1, q_1 \rangle} q_1 + \frac{\langle p_3, q_2 \rangle}{\langle q_2, q_2 \rangle} q_2 = \frac{4}{1} q_1 + \frac{2}{1/3} q_2 = 4q_1 + 6q_2$$

and

$$q_3 = p_3 - \text{proj}_{W_2} p_3 = p_3 - 4q_1 - 6q_2$$

As a function,  $q_3(t) = 12t^2 - 4 - 6(2t-1) = 12t^2 - 12t + 2$ . The orthogonal basis for the subspace  $W$  is  $\{q_1, q_2, q_3\}$ . ■

### PRACTICE PROBLEMS

Use the inner product axioms to verify the following statements.

- $\langle \mathbf{v}, \mathbf{0} \rangle = \langle \mathbf{0}, \mathbf{v} \rangle = 0$ .
- $\langle \mathbf{u}, \mathbf{v} + \mathbf{w} \rangle = \langle \mathbf{u}, \mathbf{v} \rangle + \langle \mathbf{u}, \mathbf{w} \rangle$ .

## 6.7 EXERCISES

- Let  $\mathbb{R}^2$  have the inner product of Example 1, and let  $\mathbf{x} = (1, 1)$  and  $\mathbf{y} = (5, -1)$ .
    - Find  $\|\mathbf{x}\|$ ,  $\|\mathbf{y}\|$ , and  $|\langle \mathbf{x}, \mathbf{y} \rangle|^2$ .
    - Describe all vectors  $(z_1, z_2)$  that are orthogonal to  $\mathbf{y}$ .
  - Let  $\mathbb{R}^2$  have the inner product of Example 1. Show that the Cauchy–Schwarz inequality holds for  $\mathbf{x} = (3, -2)$  and  $\mathbf{y} = (-2, 1)$ . [Suggestion: Study  $|\langle \mathbf{x}, \mathbf{y} \rangle|^2$ .]
- Exercises 3–8 refer to  $\mathbb{P}_2$  with the inner product given by evaluation at  $-1, 0$ , and  $1$ . (See Example 2.)
- Compute  $\langle p, q \rangle$ , where  $p(t) = 4 + t$ ,  $q(t) = 5 - 4t^2$ .
  - Compute  $\langle p, q \rangle$ , where  $p(t) = 3t - t^2$ ,  $q(t) = 3 + 2t^2$ .
  - Compute  $\|p\|$  and  $\|q\|$ , for  $p$  and  $q$  in Exercise 3.
  - Compute  $\|p\|$  and  $\|q\|$ , for  $p$  and  $q$  in Exercise 4.
  - Compute the orthogonal projection of  $q$  onto the subspace spanned by  $p$ , for  $p$  and  $q$  in Exercise 3.
  - Compute the orthogonal projection of  $q$  onto the subspace spanned by  $p$ , for  $p$  and  $q$  in Exercise 4.
  - Let  $\mathbb{P}_3$  have the inner product given by evaluation at  $-3, -1, 1$ , and  $3$ . Let  $p_0(t) = 1$ ,  $p_1(t) = t$ , and  $p_2(t) = t^2$ .
    - Compute the orthogonal projection of  $p_2$  onto the subspace spanned by  $p_0$  and  $p_1$ .
    - Find a polynomial  $q$  that is orthogonal to  $p_0$  and  $p_1$ , such that  $\{p_0, p_1, q\}$  is an orthogonal basis for  $\text{Span}\{p_0, p_1, p_2\}$ . Scale the polynomial  $q$  so that its vector of values at  $(-3, -1, 1, 3)$  is  $(1, -1, -1, 1)$ .
  - Let  $\mathbb{P}_3$  have the inner product as in Exercise 9, with  $p_0, p_1$ , and  $q$  the polynomials described there. Find the best approximation to  $p(t) = t^3$  by polynomials in  $\text{Span}\{p_0, p_1, q\}$ .
  - Let  $p_0, p_1$ , and  $p_2$  be the orthogonal polynomials described in Example 5, where the inner product on  $\mathbb{P}_4$  is given by evaluation at  $-2, -1, 0, 1$ , and  $2$ . Find the orthogonal projection of  $t^3$  onto  $\text{Span}\{p_0, p_1, p_2\}$ .
  - Find a polynomial  $p_3$  such that  $\{p_0, p_1, p_2, p_3\}$  (see Exercise 11) is an orthogonal basis for the subspace  $\mathbb{P}_3$  of  $\mathbb{P}_4$ . Scale the polynomial  $p_3$  so that its vector of values is  $(-1, 2, 0, -2, 1)$ .

13. Let  $A$  be any invertible  $n \times n$  matrix. Show that for  $\mathbf{u}, \mathbf{v}$  in  $\mathbb{R}^n$ , the formula  $\langle \mathbf{u}, \mathbf{v} \rangle = (A\mathbf{u}) \cdot (A\mathbf{v}) = (A\mathbf{u})^T (A\mathbf{v})$  defines an inner product on  $\mathbb{R}^n$ .
14. Let  $T$  be a one-to-one linear transformation from a vector space  $V$  into  $\mathbb{R}^n$ . Show that for  $\mathbf{u}, \mathbf{v}$  in  $V$ , the formula  $\langle \mathbf{u}, \mathbf{v} \rangle = T(\mathbf{u}) \cdot T(\mathbf{v})$  defines an inner product on  $V$ .

Use the inner product axioms and other results of this section to verify the statements in Exercises 15–18.

15.  $\langle \mathbf{u}, c\mathbf{v} \rangle = c \langle \mathbf{u}, \mathbf{v} \rangle$  for all scalars  $c$ .
16. If  $\{\mathbf{u}, \mathbf{v}\}$  is an orthonormal set in  $V$ , then  $\|\mathbf{u} - \mathbf{v}\| = \sqrt{2}$ .
17.  $\langle \mathbf{u}, \mathbf{v} \rangle = \frac{1}{4} \|\mathbf{u} + \mathbf{v}\|^2 - \frac{1}{4} \|\mathbf{u} - \mathbf{v}\|^2$ .
18.  $\|\mathbf{u} + \mathbf{v}\|^2 + \|\mathbf{u} - \mathbf{v}\|^2 = 2\|\mathbf{u}\|^2 + 2\|\mathbf{v}\|^2$ .
19. Given  $a \geq 0$  and  $b \geq 0$ , let  $\mathbf{u} = \begin{bmatrix} \sqrt{a} \\ \sqrt{b} \end{bmatrix}$  and  $\mathbf{v} = \begin{bmatrix} \sqrt{b} \\ \sqrt{a} \end{bmatrix}$ . Use the Cauchy–Schwarz inequality to compare the geometric mean  $\sqrt{ab}$  with the arithmetic mean  $(a + b)/2$ .
20. Let  $\mathbf{u} = \begin{bmatrix} a \\ b \end{bmatrix}$  and  $\mathbf{v} = \begin{bmatrix} 1 \\ 1 \end{bmatrix}$ . Use the Cauchy–Schwarz inequality to show that

$$\left(\frac{a+b}{2}\right)^2 \leq \frac{a^2+b^2}{2}$$

Exercises 21–24 refer to  $V = C[0, 1]$ , with the inner product given by an integral, as in Example 7.

21. Compute  $\langle f, g \rangle$ , where  $f(t) = 1 - 3t^2$  and  $g(t) = t - t^3$ .
22. Compute  $\langle f, g \rangle$ , where  $f(t) = 5t - 3$  and  $g(t) = t^3 - t^2$ .
23. Compute  $\|f\|$  for  $f$  in Exercise 21.
24. Compute  $\|g\|$  for  $g$  in Exercise 22.
25. Let  $V$  be the space  $C[-1, 1]$  with the inner product of Example 7. Find an orthogonal basis for the subspace spanned by the polynomials  $1, t$ , and  $t^2$ . The polynomials in this basis are called *Legendre polynomials*.
26. Let  $V$  be the space  $C[-2, 2]$  with the inner product of Example 7. Find an orthogonal basis for the subspace spanned by the polynomials  $1, t$ , and  $t^2$ .
27. [M] Let  $\mathbb{P}_4$  have the inner product as in Example 5, and let  $p_0, p_1, p_2$  be the orthogonal polynomials from that example. Using your matrix program, apply the Gram–Schmidt process to the set  $\{p_0, p_1, p_2, t^3, t^4\}$  to create an orthogonal basis for  $\mathbb{P}_4$ .
28. [M] Let  $V$  be the space  $C[0, 2\pi]$  with the inner product of Example 7. Use the Gram–Schmidt process to create an orthogonal basis for the subspace spanned by  $\{1, \cos t, \cos^2 t, \cos^3 t\}$ . Use a matrix program or computational program to compute the appropriate definite integrals.

### SOLUTIONS TO PRACTICE PROBLEMS

1. By Axiom 1,  $\langle \mathbf{v}, \mathbf{0} \rangle = \langle \mathbf{0}, \mathbf{v} \rangle$ . Then  $\langle \mathbf{0}, \mathbf{v} \rangle = \langle 0\mathbf{v}, \mathbf{v} \rangle = 0\langle \mathbf{v}, \mathbf{v} \rangle$ , by Axiom 3, so  $\langle \mathbf{0}, \mathbf{v} \rangle = 0$ .
2. By Axioms 1, 2, and then 1 again,  $\langle \mathbf{u}, \mathbf{v} + \mathbf{w} \rangle = \langle \mathbf{v} + \mathbf{w}, \mathbf{u} \rangle = \langle \mathbf{v}, \mathbf{u} \rangle + \langle \mathbf{w}, \mathbf{u} \rangle = \langle \mathbf{u}, \mathbf{v} \rangle + \langle \mathbf{u}, \mathbf{w} \rangle$ .

## 6.8 APPLICATIONS OF INNER PRODUCT SPACES

The examples in this section suggest how the inner product spaces defined in Section 6.7 arise in practical problems. The first example is connected with the massive least-squares problem of updating the North American Datum, described in the chapter's introductory example.

### Weighted Least-Squares

Let  $\mathbf{y}$  be a vector of  $n$  observations,  $y_1, \dots, y_n$ , and suppose we wish to approximate  $\mathbf{y}$  by a vector  $\hat{\mathbf{y}}$  that belongs to some specified subspace of  $\mathbb{R}^n$ . (In Section 6.5,  $\hat{\mathbf{y}}$  was written as  $A\mathbf{x}$  so that  $\hat{\mathbf{y}}$  was in the column space of  $A$ .) Denote the entries in  $\hat{\mathbf{y}}$  by  $\hat{y}_1, \dots, \hat{y}_n$ . Then the *sum of the squares for error*, or  $SS(E)$ , in approximating  $\mathbf{y}$  by  $\hat{\mathbf{y}}$  is

$$SS(E) = (y_1 - \hat{y}_1)^2 + \cdots + (y_n - \hat{y}_n)^2 \quad (1)$$

This is simply  $\|\mathbf{y} - \hat{\mathbf{y}}\|^2$ , using the standard length in  $\mathbb{R}^n$ .

Now suppose the measurements that produced the entries in  $\mathbf{y}$  are not equally reliable. (This was the case for the North American Datum, since measurements were made over a period of 140 years.) As another example, the entries in  $\mathbf{y}$  might be computed from various samples of measurements, with unequal sample sizes.) Then it becomes appropriate to weight the squared errors in (1) in such a way that more importance is assigned to the more reliable measurements.<sup>1</sup> If the weights are denoted by  $w_1^2, \dots, w_n^2$ , then the weighted sum of the squares for error is

$$\text{Weighted SS(E)} = w_1^2(y_1 - \hat{y}_1)^2 + \cdots + w_n^2(y_n - \hat{y}_n)^2 \quad (2)$$

This is the square of the length of  $\mathbf{y} - \hat{\mathbf{y}}$ , where the length is derived from an inner product analogous to that in Example 1 in Section 6.7, namely,

$$\langle \mathbf{x}, \mathbf{y} \rangle = w_1^2 x_1 y_1 + \cdots + w_n^2 x_n y_n$$

It is sometimes convenient to transform a weighted least-squares problem into an equivalent ordinary least-squares problem. Let  $W$  be the diagonal matrix with (positive)  $w_1, \dots, w_n$  on its diagonal, so that

$$W\mathbf{y} = \begin{bmatrix} w_1 & 0 & \cdots & 0 \\ 0 & w_2 & & \\ \vdots & & \ddots & \vdots \\ 0 & & \cdots & w_n \end{bmatrix} \begin{bmatrix} y_1 \\ y_2 \\ \vdots \\ y_n \end{bmatrix} = \begin{bmatrix} w_1 y_1 \\ w_2 y_2 \\ \vdots \\ w_n y_n \end{bmatrix}$$

with a similar expression for  $W\hat{\mathbf{y}}$ . Observe that the  $j$ th term in (2) can be written as

$$w_j^2(y_j - \hat{y}_j)^2 = (w_j y_j - w_j \hat{y}_j)^2$$

It follows that the weighted SS(E) in (2) is the square of the ordinary length in  $\mathbb{R}^n$  of  $W\mathbf{y} - W\hat{\mathbf{y}}$ , which we write as  $\|W\mathbf{y} - W\hat{\mathbf{y}}\|^2$ .

Now suppose the approximating vector  $\hat{\mathbf{y}}$  is to be constructed from the columns of a matrix  $A$ . Then we seek an  $\hat{\mathbf{x}}$  that makes  $A\hat{\mathbf{x}} = \hat{\mathbf{y}}$  as close to  $\mathbf{y}$  as possible. However, the measure of closeness is the weighted error,

$$\|W\mathbf{y} - W\hat{\mathbf{y}}\|^2 = \|W\mathbf{y} - WA\hat{\mathbf{x}}\|^2$$

Thus  $\hat{\mathbf{x}}$  is the (ordinary) least-squares solution of the equation

$$WA\mathbf{x} = W\mathbf{y}$$

The normal equation for the least-squares solution is

$$(WA)^T WA\mathbf{x} = (WA)^T W\mathbf{y}$$

**EXAMPLE 1** Find the least-squares line  $y = \beta_0 + \beta_1 x$  that best fits the data  $(-2, 3)$ ,  $(-1, 5)$ ,  $(0, 5)$ ,  $(1, 4)$ , and  $(2, 3)$ . Suppose the errors in measuring the  $y$ -values of the last two data points are greater than for the other points. Weight these data half as much as the rest of the data.

<sup>1</sup>Note for readers with a background in statistics: Suppose the errors in measuring the  $y_i$  are independent random variables with means equal to zero and variances of  $\sigma_1^2, \dots, \sigma_n^2$ . Then the appropriate weights in (2) are  $w_i^2 = 1/\sigma_i^2$ . The larger the variance of the error, the smaller the weight.



**SOLUTION** As in Section 6.6, write  $X$  for the matrix  $A$  and  $\beta$  for the vector  $\mathbf{x}$ , and obtain

$$X = \begin{bmatrix} 1 & -2 \\ 1 & -1 \\ 1 & 0 \\ 1 & 1 \\ 1 & 2 \end{bmatrix}, \quad \beta = \begin{bmatrix} \beta_0 \\ \beta_1 \end{bmatrix}, \quad \mathbf{y} = \begin{bmatrix} 3 \\ 5 \\ 5 \\ 4 \\ 3 \end{bmatrix}$$

For a weighting matrix, choose  $W$  with diagonal entries 2, 2, 2, 1, and 1. Left-multiplication by  $W$  scales the rows of  $X$  and  $\mathbf{y}$ :

$$WX = \begin{bmatrix} 2 & -4 \\ 2 & -2 \\ 2 & 0 \\ 1 & 1 \\ 1 & 2 \end{bmatrix}, \quad W\mathbf{y} = \begin{bmatrix} 6 \\ 10 \\ 10 \\ 4 \\ 3 \end{bmatrix}$$

For the normal equation, compute

$$(WX)^T WX = \begin{bmatrix} 14 & -9 \\ -9 & 25 \end{bmatrix} \quad \text{and} \quad (WX)^T W\mathbf{y} = \begin{bmatrix} 59 \\ -34 \end{bmatrix}$$

and solve

$$\begin{bmatrix} 14 & -9 \\ -9 & 25 \end{bmatrix} \begin{bmatrix} \beta_0 \\ \beta_1 \end{bmatrix} = \begin{bmatrix} 59 \\ -34 \end{bmatrix}$$

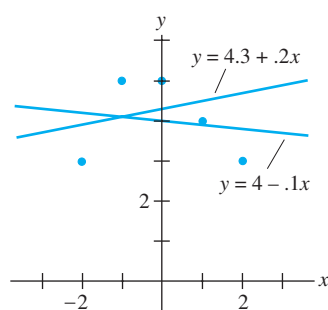
The solution of the normal equation is (to two significant digits)  $\beta_0 = 4.3$  and  $\beta_1 = .20$ . The desired line is

$$y = 4.3 + .20x$$

In contrast, the ordinary least-squares line for these data is

$$y = 4.0 - .10x$$

Both lines are displayed in Fig. 1. ■



**FIGURE 1**  
Weighted and ordinary least-squares lines.

## Trend Analysis of Data

Let  $f$  represent an unknown function whose values are known (perhaps only approximately) at  $t_0, \dots, t_n$ . If there is a “linear trend” in the data  $f(t_0), \dots, f(t_n)$ , then we might expect to approximate the values of  $f$  by a function of the form  $\beta_0 + \beta_1 t$ . If there is a “quadratic trend” to the data, then we would try a function of the form  $\beta_0 + \beta_1 t + \beta_2 t^2$ . This was discussed in Section 6.6, from a different point of view.

In some statistical problems, it is important to be able to separate the linear trend from the quadratic trend (and possibly cubic or higher-order trends). For instance, suppose engineers are analyzing the performance of a new car, and  $f(t)$  represents the distance between the car at time  $t$  and some reference point. If the car is traveling at constant velocity, then the graph of  $f(t)$  should be a straight line whose slope is the car’s velocity. If the gas pedal is suddenly pressed to the floor, the graph of  $f(t)$  will change to include a quadratic term and possibly a cubic term (due to the acceleration). To analyze the ability of the car to pass another car, for example, engineers may want to separate the quadratic and cubic components from the linear term.

If the function is approximated by a curve of the form  $y = \beta_0 + \beta_1 t + \beta_2 t^2$ , the coefficient  $\beta_2$  may not give the desired information about the quadratic trend in the data, because it may not be “independent” in a statistical sense from the other  $\beta_i$ . To make

what is known as a **trend analysis** of the data, we introduce an inner product on the space  $\mathbb{P}_n$  analogous to that given in Example 2 in Section 6.7. For  $p, q$  in  $\mathbb{P}_n$ , define

$$\langle p, q \rangle = p(t_0)q(t_0) + \cdots + p(t_n)q(t_n)$$

In practice, statisticians seldom need to consider trends in data of degree higher than cubic or quartic. So let  $p_0, p_1, p_2, p_3$  denote an orthogonal basis of the subspace  $\mathbb{P}_3$  of  $\mathbb{P}_n$ , obtained by applying the Gram–Schmidt process to the polynomials  $1, t, t^2$ , and  $t^3$ . By Supplementary Exercise 11 in Chapter 2, there is a polynomial  $g$  in  $\mathbb{P}_n$  whose values at  $t_0, \dots, t_n$  coincide with those of the unknown function  $f$ . Let  $\hat{g}$  be the orthogonal projection (with respect to the given inner product) of  $g$  onto  $\mathbb{P}_3$ , say,

$$\hat{g} = c_0 p_0 + c_1 p_1 + c_2 p_2 + c_3 p_3$$

Then  $\hat{g}$  is called a cubic **trend function**, and  $c_0, \dots, c_3$  are the **trend coefficients** of the data. The coefficient  $c_1$  measures the linear trend,  $c_2$  the quadratic trend, and  $c_3$  the cubic trend. It turns out that if the data have certain properties, these coefficients are statistically independent.

Since  $p_0, \dots, p_3$  are orthogonal, the trend coefficients may be computed one at a time, independently of one another. (Recall that  $c_i = \langle g, p_i \rangle / \langle p_i, p_i \rangle$ .) We can ignore  $p_3$  and  $c_3$  if we want only the quadratic trend. And if, for example, we needed to determine the quartic trend, we would have to find (via Gram–Schmidt) only a polynomial  $p_4$  in  $\mathbb{P}_4$  that is orthogonal to  $\mathbb{P}_3$  and compute  $\langle g, p_4 \rangle / \langle p_4, p_4 \rangle$ .

**EXAMPLE 2** The simplest and most common use of trend analysis occurs when the points  $t_0, \dots, t_n$  can be adjusted so that they are evenly spaced and sum to zero. Fit a quadratic trend function to the data  $(-2, 3), (-1, 5), (0, 5), (1, 4),$  and  $(2, 3)$ .

**SOLUTION** The  $t$ -coordinates are suitably scaled to use the orthogonal polynomials found in Example 5 of Section 6.7:

Polynomial:	$p_0$	$p_1$	$p_2$	Data: $g$
	$\begin{bmatrix} 1 \\ 1 \\ 1 \\ 1 \\ 1 \end{bmatrix}$	$\begin{bmatrix} -2 \\ -1 \\ 0 \\ 1 \\ 2 \end{bmatrix}$	$\begin{bmatrix} 2 \\ -1 \\ -2 \\ -1 \\ 2 \end{bmatrix}$	$\begin{bmatrix} 3 \\ 5 \\ 5 \\ 4 \\ 3 \end{bmatrix}$
Vector of values:	,	,	,	

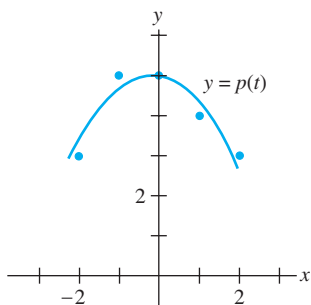
The calculations involve only these vectors, not the specific formulas for the orthogonal polynomials. The best approximation to the data by polynomials in  $\mathbb{P}_2$  is the orthogonal projection given by

$$\begin{aligned} \hat{p} &= \frac{\langle g, p_0 \rangle}{\langle p_0, p_0 \rangle} p_0 + \frac{\langle g, p_1 \rangle}{\langle p_1, p_1 \rangle} p_1 + \frac{\langle g, p_2 \rangle}{\langle p_2, p_2 \rangle} p_2 \\ &= \frac{20}{5} p_0 - \frac{1}{10} p_1 - \frac{7}{14} p_2 \end{aligned}$$

and

$$\hat{p}(t) = 4 - .1t - .5(t^2 - 2) \quad (3)$$

Since the coefficient of  $p_2$  is not extremely small, it would be reasonable to conclude that the trend is at least quadratic. This is confirmed by the graph in Fig. 2. ■



**FIGURE 2**

Approximation by a quadratic trend function.

## Fourier Series (Calculus required)

Continuous functions are often approximated by linear combinations of sine and cosine functions. For instance, a continuous function might represent a sound wave, an electric signal of some type, or the movement of a vibrating mechanical system.

For simplicity, we consider functions on  $0 \leq t \leq 2\pi$ . It turns out that any function in  $C[0, 2\pi]$  can be approximated as closely as desired by a function of the form

$$\frac{a_0}{2} + a_1 \cos t + \cdots + a_n \cos nt + b_1 \sin t + \cdots + b_n \sin nt \quad (4)$$

for a sufficiently large value of  $n$ . The function (4) is called a **trigonometric polynomial**. If  $a_n$  and  $b_n$  are not both zero, the polynomial is said to be of **order  $n$** . The connection between trigonometric polynomials and other functions in  $C[0, 2\pi]$  depends on the fact that for any  $n \geq 1$ , the set

$$\{1, \cos t, \cos 2t, \dots, \cos nt, \sin t, \sin 2t, \dots, \sin nt\} \quad (5)$$

is orthogonal with respect to the inner product

$$\langle f, g \rangle = \int_0^{2\pi} f(t)g(t) dt \quad (6)$$

This orthogonality is verified as in the following example and in Exercises 5 and 6.

**EXAMPLE 3** Let  $C[0, 2\pi]$  have the inner product (6), and let  $m$  and  $n$  be unequal positive integers. Show that  $\cos mt$  and  $\cos nt$  are orthogonal.

**SOLUTION** Use a trigonometric identity. When  $m \neq n$ ,

$$\begin{aligned} \langle \cos mt, \cos nt \rangle &= \int_0^{2\pi} \cos mt \cos nt dt \\ &= \frac{1}{2} \int_0^{2\pi} [\cos(mt + nt) + \cos(mt - nt)] dt \\ &= \frac{1}{2} \left[ \frac{\sin(mt + nt)}{m + n} + \frac{\sin(mt - nt)}{m - n} \right] \Big|_0^{2\pi} = 0 \quad \blacksquare \end{aligned}$$

Let  $W$  be the subspace of  $C[0, 2\pi]$  spanned by the functions in (5). Given  $f$  in  $C[0, 2\pi]$ , the best approximation to  $f$  by functions in  $W$  is called the  **$n$ th-order Fourier approximation** to  $f$  on  $[0, 2\pi]$ . Since the functions in (5) are orthogonal, the best approximation is given by the orthogonal projection onto  $W$ . In this case, the coefficients  $a_k$  and  $b_k$  in (4) are called the **Fourier coefficients** of  $f$ . The standard formula for an orthogonal projection shows that

$$a_k = \frac{\langle f, \cos kt \rangle}{\langle \cos kt, \cos kt \rangle}, \quad b_k = \frac{\langle f, \sin kt \rangle}{\langle \sin kt, \sin kt \rangle}, \quad k \geq 1$$

Exercise 7 asks you to show that  $\langle \cos kt, \cos kt \rangle = \pi$  and  $\langle \sin kt, \sin kt \rangle = \pi$ . Thus

$$a_k = \frac{1}{\pi} \int_0^{2\pi} f(t) \cos kt dt, \quad b_k = \frac{1}{\pi} \int_0^{2\pi} f(t) \sin kt dt \quad (7)$$

The coefficient of the (constant) function 1 in the orthogonal projection is

$$\frac{\langle f, 1 \rangle}{\langle 1, 1 \rangle} = \frac{1}{2\pi} \int_0^{2\pi} f(t) \cdot 1 dt = \frac{1}{2} \left[ \frac{1}{\pi} \int_0^{2\pi} f(t) \cos(0 \cdot t) dt \right] = \frac{a_0}{2}$$

where  $a_0$  is defined by (7) for  $k = 0$ . This explains why the constant term in (4) is written as  $a_0/2$ .

**EXAMPLE 4** Find the  $n$ th-order Fourier approximation to the function  $f(t) = t$  on the interval  $[0, 2\pi]$ .

**SOLUTION** Compute

$$\frac{a_0}{2} = \frac{1}{2} \cdot \frac{1}{\pi} \int_0^{2\pi} t \, dt = \frac{1}{2\pi} \left[ \frac{1}{2} t^2 \Big|_0^{2\pi} \right] = \pi$$

and for  $k > 0$ , using integration by parts,

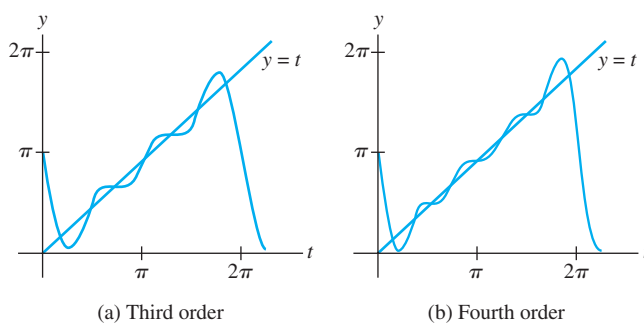
$$a_k = \frac{1}{\pi} \int_0^{2\pi} t \cos kt \, dt = \frac{1}{\pi} \left[ \frac{1}{k^2} \cos kt + \frac{t}{k} \sin kt \right]_0^{2\pi} = 0$$

$$b_k = \frac{1}{\pi} \int_0^{2\pi} t \sin kt \, dt = \frac{1}{\pi} \left[ \frac{1}{k^2} \sin kt - \frac{t}{k} \cos kt \right]_0^{2\pi} = -\frac{2}{k}$$

Thus the  $n$ th-order Fourier approximation of  $f(t) = t$  is

$$\pi - 2 \sin t - \sin 2t - \frac{2}{3} \sin 3t - \dots - \frac{2}{n} \sin nt$$

Figure 3 shows the third- and fourth-order Fourier approximations of  $f$ . ■



**FIGURE 3** Fourier approximations of the function  $f(t) = t$ .

The norm of the difference between  $f$  and a Fourier approximation is called the **mean square error** in the approximation. (The term *mean* refers to the fact that the norm is determined by an integral.) It can be shown that the mean square error approaches zero as the order of the Fourier approximation increases. For this reason, it is common to write

$$f(t) = \frac{a_0}{2} + \sum_{m=1}^{\infty} (a_m \cos mt + b_m \sin mt)$$

This expression for  $f(t)$  is called the **Fourier series** for  $f$  on  $[0, 2\pi]$ . The term  $a_m \cos mt$ , for example, is the projection of  $f$  onto the one-dimensional subspace spanned by  $\cos mt$ .

### PRACTICE PROBLEMS

- Let  $q_1(t) = 1$ ,  $q_2(t) = t$ , and  $q_3(t) = 3t^2 - 4$ . Verify that  $\{q_1, q_2, q_3\}$  is an orthogonal set in  $C[-2, 2]$  with the inner product of Example 7 in Section 6.7 (integration from  $-2$  to  $2$ ).
- Find the first-order and third-order Fourier approximations to

$$f(t) = 3 - 2 \sin t + 5 \sin 2t - 6 \cos 2t$$

## 6.8 EXERCISES

- Find the least-squares line  $y = \beta_0 + \beta_1 x$  that best fits the data  $(-2, 0)$ ,  $(-1, 0)$ ,  $(0, 2)$ ,  $(1, 4)$ , and  $(2, 4)$ , assuming that the first and last data points are less reliable. Weight them half as much as the three interior points.
  - Suppose 5 out of 25 data points in a weighted least-squares problem have a  $y$ -measurement that is less reliable than the others, and they are to be weighted half as much as the other 20 points. One method is to weight the 20 points by a factor of 1 and the other 5 by a factor of  $\frac{1}{2}$ . A second method is to weight the 20 points by a factor of 2 and the other 5 by a factor of 1. Do the two methods produce different results? Explain.
  - Fit a cubic trend function to the data in Example 2. The orthogonal cubic polynomial is  $p_3(t) = \frac{5}{6}t^3 - \frac{17}{6}t$ .
  - To make a trend analysis of six evenly spaced data points, one can use orthogonal polynomials with respect to evaluation at the points  $t = -5, -3, -1, 1, 3, \text{ and } 5$ .
    - Show that the first three orthogonal polynomials are
 
$$p_0(t) = 1, \quad p_1(t) = t, \quad \text{and} \quad p_2(t) = \frac{3}{8}t^2 - \frac{35}{8}$$
 (The polynomial  $p_2$  has been scaled so that its values at the evaluation points are small integers.)
    - Fit a quadratic trend function to the data
 
$$(-5, 1), (-3, 1), (-1, 4), (1, 4), (3, 6), (5, 8)$$
- In Exercises 5–14, the space is  $C[0, 2\pi]$  with the inner product (6).
- Show that  $\sin mt$  and  $\sin nt$  are orthogonal when  $m \neq n$ .
  - Show that  $\sin mt$  and  $\cos nt$  are orthogonal for all positive integers  $m$  and  $n$ .
  - Show that  $\|\cos kt\|^2 = \pi$  and  $\|\sin kt\|^2 = \pi$  for  $k > 0$ .
  - Find the third-order Fourier approximation to  $f(t) = t - 1$ .
  - Find the third-order Fourier approximation to  $f(t) = 2\pi - t$ .
  - Find the third-order Fourier approximation to the *square wave function*,  $f(t) = 1$  for  $0 \leq t < \pi$  and  $f(t) = -1$  for  $\pi \leq t < 2\pi$ .
  - Find the third-order Fourier approximation to  $\sin^2 t$ , without performing any integration calculations.
  - Find the third-order Fourier approximation to  $\cos^3 t$ , without performing any integration calculations.
  - Explain why a Fourier coefficient of the sum of two functions is the sum of the corresponding Fourier coefficients of the two functions.
  - Suppose the first few Fourier coefficients of some function  $f$  in  $C[0, 2\pi]$  are  $a_0, a_1, a_2$ , and  $b_1, b_2, b_3$ . Which of the following trigonometric polynomials is closer to  $f$ ? Defend your answer.
 
$$g(t) = \frac{a_0}{2} + a_1 \cos t + a_2 \cos 2t + b_1 \sin t$$

$$h(t) = \frac{a_0}{2} + a_1 \cos t + a_2 \cos 2t + b_1 \sin t + b_2 \sin 2t$$
  - [M] Refer to the data in Exercise 13 in Section 6.6, concerning the takeoff performance of an airplane. Suppose the possible measurement errors become greater as the speed of the airplane increases, and let  $W$  be the diagonal weighting matrix whose diagonal entries are 1, 1, 1, .9, .9, .8, .7, .6, .5, .4, .3, .2, and .1. Find the cubic curve that fits the data with minimum weighted least-squares error, and use it to estimate the velocity of the plane when  $t = 4.5$  seconds.
  - [M] Let  $f_4$  and  $f_5$  be the fourth-order and fifth-order Fourier approximations in  $C[0, 2\pi]$  to the square wave function in Exercise 10. Produce separate graphs of  $f_4$  and  $f_5$  on the interval  $[0, 2\pi]$ , and produce a graph of  $f_5$  on  $[-2\pi, 2\pi]$ .

**SG** The Linearity of an Orthogonal Projection 6-25

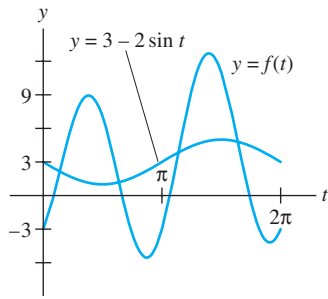
## SOLUTIONS TO PRACTICE PROBLEMS

## 1. Compute

$$\langle q_1, q_2 \rangle = \int_{-2}^2 1 \cdot t \, dt = \frac{1}{2}t^2 \Big|_{-2}^2 = 0$$

$$\langle q_1, q_3 \rangle = \int_{-2}^2 1 \cdot (3t^2 - 4) \, dt = (t^3 - 4t) \Big|_{-2}^2 = 0$$

$$\langle q_2, q_3 \rangle = \int_{-2}^2 t \cdot (3t^2 - 4) \, dt = \left( \frac{3}{4}t^4 - 2t^2 \right) \Big|_{-2}^2 = 0$$



First- and third-order approximations to  $f(t)$ .

2. The third-order Fourier approximation to  $f$  is the best approximation in  $C[0, 2\pi]$  to  $f$  by functions (vectors) in the subspace spanned by  $1, \cos t, \cos 2t, \cos 3t, \sin t, \sin 2t,$  and  $\sin 3t$ . But  $f$  is obviously *in* this subspace, so  $f$  is its own best approximation:

$$f(t) = 3 - 2 \sin t + 5 \sin 2t - 6 \cos 2t$$

For the first-order approximation, the closest function to  $f$  in the subspace  $W = \text{Span}\{1, \cos t, \sin t\}$  is  $3 - 2 \sin t$ . The other two terms in the formula for  $f(t)$  are orthogonal to the functions in  $W$ , so they contribute nothing to the integrals that give the Fourier coefficients for a first-order approximation.

## CHAPTER 6 SUPPLEMENTARY EXERCISES

- The following statements refer to vectors in  $\mathbb{R}^n$  (or  $\mathbb{R}^m$ ) with the standard inner product. Mark each statement True or False. Justify each answer.
  - The length of every vector is a positive number.
  - A vector  $\mathbf{v}$  and its negative  $-\mathbf{v}$  have equal lengths.
  - The distance between  $\mathbf{u}$  and  $\mathbf{v}$  is  $\|\mathbf{u} - \mathbf{v}\|$ .
  - If  $r$  is any scalar, then  $\|r\mathbf{v}\| = r\|\mathbf{v}\|$ .
  - If two vectors are orthogonal, they are linearly independent.
  - If  $\mathbf{x}$  is orthogonal to both  $\mathbf{u}$  and  $\mathbf{v}$ , then  $\mathbf{x}$  must be orthogonal to  $\mathbf{u} - \mathbf{v}$ .
  - If  $\|\mathbf{u} + \mathbf{v}\|^2 = \|\mathbf{u}\|^2 + \|\mathbf{v}\|^2$ , then  $\mathbf{u}$  and  $\mathbf{v}$  are orthogonal.
  - If  $\|\mathbf{u} - \mathbf{v}\|^2 = \|\mathbf{u}\|^2 + \|\mathbf{v}\|^2$ , then  $\mathbf{u}$  and  $\mathbf{v}$  are orthogonal.
  - The orthogonal projection of  $\mathbf{y}$  onto  $\mathbf{u}$  is a scalar multiple of  $\mathbf{y}$ .
  - If a vector  $\mathbf{y}$  coincides with its orthogonal projection onto a subspace  $W$ , then  $\mathbf{y}$  is in  $W$ .
  - The set of all vectors in  $\mathbb{R}^n$  orthogonal to one fixed vector is a subspace of  $\mathbb{R}^n$ .
  - If  $W$  is a subspace of  $\mathbb{R}^n$ , then  $W$  and  $W^\perp$  have no vectors in common.
  - If  $\{\mathbf{v}_1, \mathbf{v}_2, \mathbf{v}_3\}$  is an orthogonal set and if  $c_1, c_2,$  and  $c_3$  are scalars, then  $\{c_1\mathbf{v}_1, c_2\mathbf{v}_2, c_3\mathbf{v}_3\}$  is an orthogonal set.
  - If a matrix  $U$  has orthonormal columns, then  $UU^T = I$ .
  - A square matrix with orthogonal columns is an orthogonal matrix.
  - If a square matrix has orthonormal columns, then it also has orthonormal rows.
  - If  $W$  is a subspace, then  $\|\text{proj}_W \mathbf{v}\|^2 + \|\mathbf{v} - \text{proj}_W \mathbf{v}\|^2 = \|\mathbf{v}\|^2$ .
  - A least-squares solution of  $A\mathbf{x} = \mathbf{b}$  is the vector  $A\hat{\mathbf{x}}$  in  $\text{Col } A$  closest to  $\mathbf{b}$ , so that  $\|\mathbf{b} - A\hat{\mathbf{x}}\| \leq \|\mathbf{b} - A\mathbf{x}\|$  for all  $\mathbf{x}$ .
  - The normal equations for a least-squares solution of  $A\mathbf{x} = \mathbf{b}$  are given by  $\hat{\mathbf{x}} = (A^T A)^{-1} A^T \mathbf{b}$ .
- Let  $\{\mathbf{v}_1, \dots, \mathbf{v}_p\}$  be an orthonormal set. Verify the following equality by induction, beginning with  $p = 2$ . If  $\mathbf{x} = c_1\mathbf{v}_1 + \dots + c_p\mathbf{v}_p$ , then
 
$$\|\mathbf{x}\|^2 = |c_1|^2 + \dots + |c_p|^2$$
- Let  $\{\mathbf{v}_1, \dots, \mathbf{v}_p\}$  be an orthonormal set in  $\mathbb{R}^n$ . Verify the following inequality, called *Bessel's inequality*, which is true for each  $\mathbf{x}$  in  $\mathbb{R}^n$ :
 
$$\|\mathbf{x}\|^2 \geq |\mathbf{x} \cdot \mathbf{v}_1|^2 + |\mathbf{x} \cdot \mathbf{v}_2|^2 + \dots + |\mathbf{x} \cdot \mathbf{v}_p|^2$$
- Let  $U$  be an  $n \times n$  orthogonal matrix. Show that if  $\{\mathbf{v}_1, \dots, \mathbf{v}_n\}$  is an orthonormal basis for  $\mathbb{R}^n$ , then so is  $\{U\mathbf{v}_1, \dots, U\mathbf{v}_n\}$ .
- Show that if an  $n \times n$  matrix  $U$  satisfies  $(U\mathbf{x}) \cdot (U\mathbf{y}) = \mathbf{x} \cdot \mathbf{y}$  for all  $\mathbf{x}$  and  $\mathbf{y}$  in  $\mathbb{R}^n$ , then  $U$  is an orthogonal matrix.
- Show that if  $U$  is an orthogonal matrix, then any real eigenvalue of  $U$  must be  $\pm 1$ .
- A *Householder matrix*, or an *elementary reflector*, has the form  $Q = I - 2\mathbf{u}\mathbf{u}^T$  where  $\mathbf{u}$  is a unit vector. (See Exercise 13 in the Supplementary Exercises for Chapter 2.) Show that  $Q$  is an orthogonal matrix. (Elementary reflectors are often used in computer programs to produce a QR factorization of a matrix  $A$ . If  $A$  has linearly independent columns, then left-multiplication by a sequence of elementary reflectors can produce an upper triangular matrix.)

8. Let  $T : \mathbb{R}^n \rightarrow \mathbb{R}^n$  be a linear transformation that preserves lengths; that is,  $\|T(\mathbf{x})\| = \|\mathbf{x}\|$  for all  $\mathbf{x}$  in  $\mathbb{R}^n$ .
- Show that  $T$  also preserves orthogonality; that is,  $T(\mathbf{x}) \cdot T(\mathbf{y}) = 0$  whenever  $\mathbf{x} \cdot \mathbf{y} = 0$ .
  - Show that the standard matrix of  $T$  is an orthogonal matrix.
9. Let  $\mathbf{u}$  and  $\mathbf{v}$  be linearly independent vectors in  $\mathbb{R}^n$  that are *not* orthogonal. Describe how to find the best approximation to  $\mathbf{z}$  in  $\mathbb{R}^n$  by vectors of the form  $x_1\mathbf{u} + x_2\mathbf{v}$  without first constructing an orthogonal basis for  $\text{Span}\{\mathbf{u}, \mathbf{v}\}$ .
10. Suppose the columns of  $A$  are linearly independent. Determine what happens to the least-squares solution  $\hat{\mathbf{x}}$  of  $A\mathbf{x} = \mathbf{b}$  when  $\mathbf{b}$  is replaced by  $c\mathbf{b}$  for some nonzero scalar  $c$ .
11. If  $a$ ,  $b$ , and  $c$  are distinct numbers, then the following system is inconsistent because the graphs of the equations are parallel planes. Show that the set of all least-squares solutions of the system is precisely the plane whose equation is  $x - 2y + 5z = (a + b + c)/3$ .

$$\begin{aligned} x - 2y + 5z &= a \\ x - 2y + 5z &= b \\ x - 2y + 5z &= c \end{aligned}$$

12. Consider the problem of finding an eigenvalue of an  $n \times n$  matrix  $A$  when an approximate eigenvector  $\mathbf{v}$  is known. Since  $\mathbf{v}$  is not exactly correct, the equation

$$A\mathbf{v} = \lambda\mathbf{v} \tag{1}$$

will probably not have a solution. However,  $\lambda$  can be estimated by a least-squares solution when (1) is viewed properly. Think of  $\mathbf{v}$  as an  $n \times 1$  matrix  $V$ , think of  $\lambda$  as a vector in  $\mathbb{R}^1$ , and denote the vector  $A\mathbf{v}$  by the symbol  $\mathbf{b}$ . Then (1) becomes  $\mathbf{b} = \lambda V$ , which may also be written as  $V\lambda = \mathbf{b}$ . Find the least-squares solution of this system of  $n$  equations in the one unknown  $\lambda$ , and write this solution using the original symbols. The resulting estimate for  $\lambda$  is called a *Rayleigh quotient*. See Exercises 11 and 12 in Section 5.8.

13. Use the steps below to prove the following relations among the four fundamental subspaces determined by an  $m \times n$  matrix  $A$ .

$$\text{Row } A = (\text{Nul } A)^\perp, \quad \text{Col } A = (\text{Nul } A^T)^\perp$$

- Show that  $\text{Row } A$  is contained in  $(\text{Nul } A)^\perp$ . (Show that if  $\mathbf{x}$  is in  $\text{Row } A$ , then  $\mathbf{x}$  is orthogonal to every  $\mathbf{u}$  in  $\text{Nul } A$ .)
  - Suppose  $\text{rank } A = r$ . Find  $\dim \text{Nul } A$  and  $\dim (\text{Nul } A)^\perp$ , and then deduce from part (a) that  $\text{Row } A = (\text{Nul } A)^\perp$ . [*Hint*: Study the exercises for Section 6.3.]
  - Explain why  $\text{Col } A = (\text{Nul } A^T)^\perp$ .
14. Explain why an equation  $A\mathbf{x} = \mathbf{b}$  has a solution if and only if  $\mathbf{b}$  is orthogonal to all solutions of the equation  $A^T\mathbf{x} = \mathbf{0}$ .

Exercises 15 and 16 concern the (real) *Schur factorization* of an  $n \times n$  matrix  $A$  in the form  $A = URU^T$ , where  $U$  is an orthogonal matrix and  $R$  is an  $n \times n$  upper triangular matrix.<sup>1</sup>

15. Show that if  $A$  admits a (real) Schur factorization,  $A = URU^T$ , then  $A$  has  $n$  real eigenvalues, counting multiplicities.
16. Let  $A$  be an  $n \times n$  matrix with  $n$  real eigenvalues, counting multiplicities, denoted by  $\lambda_1, \dots, \lambda_n$ . It can be shown that  $A$  admits a (real) Schur factorization. Parts (a) and (b) show the key ideas in the proof. The rest of the proof amounts to repeating (a) and (b) for successively smaller matrices, and then piecing together the results.
- Let  $\mathbf{u}_1$  be a unit eigenvector corresponding to  $\lambda_1$ , let  $\mathbf{u}_2, \dots, \mathbf{u}_n$  be any other vectors such that  $\{\mathbf{u}_1, \dots, \mathbf{u}_n\}$  is an orthonormal basis for  $\mathbb{R}^n$ , and then let  $U = [\mathbf{u}_1 \ \mathbf{u}_2 \ \cdots \ \mathbf{u}_n]$ . Show that the first column of  $U^T A U$  is  $\lambda_1 \mathbf{e}_1$ , where  $\mathbf{e}_1$  is the first column of the  $n \times n$  identity matrix.
  - Part (a) implies that  $U^T A U$  has the form shown below. Explain why the eigenvalues of  $A_1$  are  $\lambda_2, \dots, \lambda_n$ . [*Hint*: See the Supplementary Exercises for Chapter 5.]

$$U^T A U = \begin{bmatrix} \lambda_1 & * & * & * & * \\ 0 & & & & \\ \vdots & & A_1 & & \\ 0 & & & & \end{bmatrix}$$

[**M**] When the right side of an equation  $A\mathbf{x} = \mathbf{b}$  is changed slightly—say, to  $A\mathbf{x} = \mathbf{b} + \Delta\mathbf{b}$  for some vector  $\Delta\mathbf{b}$ —the solution changes from  $\mathbf{x}$  to  $\mathbf{x} + \Delta\mathbf{x}$ , where  $\Delta\mathbf{x}$  satisfies  $A(\Delta\mathbf{x}) = \Delta\mathbf{b}$ . The quotient  $\|\Delta\mathbf{b}\|/\|\mathbf{b}\|$  is called the **relative change** in  $\mathbf{b}$  (or the **relative error** in  $\mathbf{b}$  when  $\Delta\mathbf{b}$  represents possible error in the entries of  $\mathbf{b}$ ). The relative change in the solution is  $\|\Delta\mathbf{x}\|/\|\mathbf{x}\|$ . When  $A$  is invertible, the **condition number** of  $A$ , written as  $\text{cond}(A)$ , produces a bound on how large the relative change in  $\mathbf{x}$  can be:

$$\frac{\|\Delta\mathbf{x}\|}{\|\mathbf{x}\|} \leq \text{cond}(A) \cdot \frac{\|\Delta\mathbf{b}\|}{\|\mathbf{b}\|} \tag{2}$$

In Exercises 17–20, solve  $A\mathbf{x} = \mathbf{b}$  and  $A(\Delta\mathbf{x}) = \Delta\mathbf{b}$ , and show that the inequality (2) holds in each case. (See the discussion of *ill-conditioned* matrices in Exercises 41–43 in Section 2.3.)

17.  $A = \begin{bmatrix} 4.5 & 3.1 \\ 1.6 & 1.1 \end{bmatrix}, \mathbf{b} = \begin{bmatrix} 19.249 \\ 6.843 \end{bmatrix}, \Delta\mathbf{b} = \begin{bmatrix} .001 \\ -.003 \end{bmatrix}$

18.  $A = \begin{bmatrix} 4.5 & 3.1 \\ 1.6 & 1.1 \end{bmatrix}, \mathbf{b} = \begin{bmatrix} .500 \\ -1.407 \end{bmatrix}, \Delta\mathbf{b} = \begin{bmatrix} .001 \\ -.003 \end{bmatrix}$

<sup>1</sup> If complex numbers are allowed, every  $n \times n$  matrix  $A$  admits a (complex) Schur factorization,  $A = URU^{-1}$ , where  $R$  is upper triangular and  $U^{-1}$  is the *conjugate* transpose of  $U$ . This very useful fact is discussed in *Matrix Analysis*, by Roger A. Horn and Charles R. Johnson (Cambridge: Cambridge University Press, 1985), pp. 79–100.

$$19. A = \begin{bmatrix} 7 & -6 & -4 & 1 \\ -5 & 1 & 0 & -2 \\ 10 & 11 & 7 & -3 \\ 19 & 9 & 7 & 1 \end{bmatrix}, \mathbf{b} = \begin{bmatrix} .100 \\ 2.888 \\ -1.404 \\ 1.462 \end{bmatrix},$$

$$\Delta \mathbf{b} = 10^{-4} \begin{bmatrix} .49 \\ -1.28 \\ 5.78 \\ 8.04 \end{bmatrix}$$

$$20. A = \begin{bmatrix} 7 & -6 & -4 & 1 \\ -5 & 1 & 0 & -2 \\ 10 & 11 & 7 & -3 \\ 19 & 9 & 7 & 1 \end{bmatrix}, \mathbf{b} = \begin{bmatrix} 4.230 \\ -11.043 \\ 49.991 \\ 69.536 \end{bmatrix},$$

$$\Delta \mathbf{b} = 10^{-4} \begin{bmatrix} .27 \\ 7.76 \\ -3.77 \\ 3.93 \end{bmatrix}$$



# 7

## Symmetric Matrices and Quadratic Forms


### INTRODUCTORY EXAMPLE

### Multichannel Image Processing

Around the world in little more than 80 *minutes*, the two Landsat satellites streak silently across the sky in near polar orbits, recording images of terrain and coastline, in swaths 185 kilometers wide. Every 16 days, each satellite passes over almost every square kilometer of the earth's surface, so any location can be monitored every 8 days.

The Landsat images are useful for many purposes. Developers and urban planners use them to study the rate and direction of urban growth, industrial development, and other changes in land usage. Rural countries can analyze soil moisture, classify the vegetation in remote regions, and locate inland lakes and streams. Governments can detect and assess damage from natural disasters, such as forest fires, lava flows, floods, and hurricanes. Environmental agencies can identify pollution from smokestacks and measure water temperatures in lakes and rivers near power plants.

Sensors aboard the satellite acquire seven simultaneous images of any region on earth to be studied. The sensors record energy from separate wavelength bands—three in the visible light spectrum and four in infrared and thermal bands. Each image is digitized and stored as a rectangular array of numbers, each number indicating the signal intensity at a corresponding small point (or *pixel*)



on the image. Each of the seven images is one channel of a *multichannel* or *multispectral image*.

The seven Landsat images of one fixed region typically contain much redundant information, since some features will appear in several images. Yet other features, because of their color or temperature, may reflect light that is recorded by only one or two sensors. One goal of multichannel image processing is to view the data in a way that extracts information better than studying each image separately.


*Principal component analysis* is an effective way to suppress redundant information and provide in only one or two composite images most of the information from the initial data. Roughly speaking, the goal is to find a special linear combination of the images, that is, a list of weights that at each pixel combine all seven corresponding image values into one new value. The weights are chosen in a way that makes the range of light intensities—the *scene variance*—in the composite image (called the *first principal component*) greater than that in any of the original images. Additional *component* images can also be constructed, by criteria that will be explained in Section 7.5.

Principal component analysis is illustrated in the photos below, taken over Railroad Valley, Nevada. Images from three Landsat spectral bands are shown in (a)–(c). The total information in the three bands is rearranged in the three principal component images in (d)–(f). The first component (d) displays (or “explains”) 93.5% of the scene variance present in the initial data. In this way, the three-channel initial data have been reduced to one-channel


data, with a loss in some sense of only 6.5% of the scene variance.

Earth Satellite Corporation of Rockville, Maryland, which kindly supplied the photos shown here, is experimenting with images from 224 separate spectral bands. Principal component analysis, essential for such massive data sets, typically reduces the data to about 15 usable principal components.


WEB




(a) Spectral band 1: Visible blue.




(b) Spectral band 4: Near infrared.




(c) Spectral band 7: Mid-infrared.



(d) Principal component 1: 93.5%.



(e) Principal component 2: 5.3%.



(f) Principal component 3: 1.2%.

Symmetric matrices arise more often in applications, in one way or another, than any other major class of matrices. The theory is rich and beautiful, depending in an essential way on both diagonalization from Chapter 5 and orthogonality from Chapter 6. The diagonalization of a symmetric matrix, described in Section 7.1, is the foundation for the discussion in Sections 7.2 and 7.3 concerning quadratic forms. Section 7.3, in turn, is needed for the final two sections on the singular value decomposition and on the image processing described in the introductory example. Throughout the chapter, all vectors and matrices have real entries.